



Frampton Cotterell

Parish Plan



March 2012

Parish Plan for Frampton Cotterell and Coalpit Heath

Survey of residents' opinions about living in the village

1. Introduction

Parish plans are being written by concerned residents in many parishes across the country. Parish plans are the result of a central government initiative to give local people an opportunity to have a greater influence on their future. Therefore the views of the residents on what are the important issues and priorities facing our community now and over the next ten years are integral to the plan.

To ensure everybody has this opportunity all of the residents of the civil parish of Frampton Cotterell, which includes much of Coalpit Heath, were invited to become part of the process. The information gathering part of the process started with consultations and open days to identify broad areas of concern from which a multi-page questionnaire was developed. At an early stage in the process it was decided that the young people of Frampton Cotterell deserved a voice of their own and therefore a separate questionnaire aimed at the 11 to 16 year old age group was prepared.

The main questionnaire was distributed to every household in Frampton Cotterell and each was then given the opportunity to also have the youth questionnaire delivered. In addition, the youth questionnaire was distributed via various local youth groups. The youth questionnaire responses were analysed and, from the analysis, a report has been produced. In order to give as complete a picture as possible, the Youth Questionnaire report is incorporated as Appendix 2 into this report.

Given that this report and the whole consultation process that preceded it has been produced by the Village Action steering group who are all volunteers with no particular political affiliations, but with a simple desire to see the village develop into an even better place to live, it is believed that this plan will give our Parish councillors, other agencies and local, regional and national government representatives a clear picture of the views of the residents.

As purse strings get tightened in the future it is possible that it will become very difficult to obtain funding for projects that have not been identified in the Parish Plan and it will provide an overview of the priorities as determined by the residents.

2. Time line

2008: Village Action was formed by volunteer residents who aim to improve our village.

A Questionnaire was compiled after widespread consultation with residents.

2009: Questionnaires were delivered to all households in Frampton Cotterell and the part of Coalpit Heath that lies within Frampton's civic parish boundary (see Question 7).

2010: Analysis and Action Plan were produced from the Youth Survey.

2011: Analysis and Action Plan from the Main Survey were completed.

This document is the result of the analysis of the main survey. The Action Plan detailing the actions identified by the survey is contained at Appendix 1.

3. Analysis and Discussion

Many of the questions gave the respondents the opportunity to identify more than one answer therefore the analysis expresses the responses as a % of the total number of responses rather than as a % of the completed questionnaires. For example we received 933 completed returns but for question 12 we had 4283 responses, the implication being that some residents use more than one method of finding out what's on in Frampton Cotterell and Coalpit Heath. This approach of identifying more than one answer is typical and is used throughout the questionnaire.

When calculating the percentages the answers have been rounded up or down to the nearest whole number and in doing so this introduces minor errors which are of no overall significance.

Some questions asked for suggestions from the respondents and as expected a multitude of different suggestions were forthcoming. These responses may be grouped together into similar areas and presented in numerical terms rather than as a percentage. This will then indicate where a viable group could be formed to promote the suggestion further.

Whichever method is used to present any specific result, the associated narrative will clearly identify the methodology.

The layout of this section of the report follows the layout of the original questionnaire and will repeat the original question before proceeding with the analysis and any associated discussion. The discussion of the results is presented in an *italic font* in order that it is clearly separated from the analysis as it is essential to separate fact from opinion.

Survey Findings

Total questionnaires completed

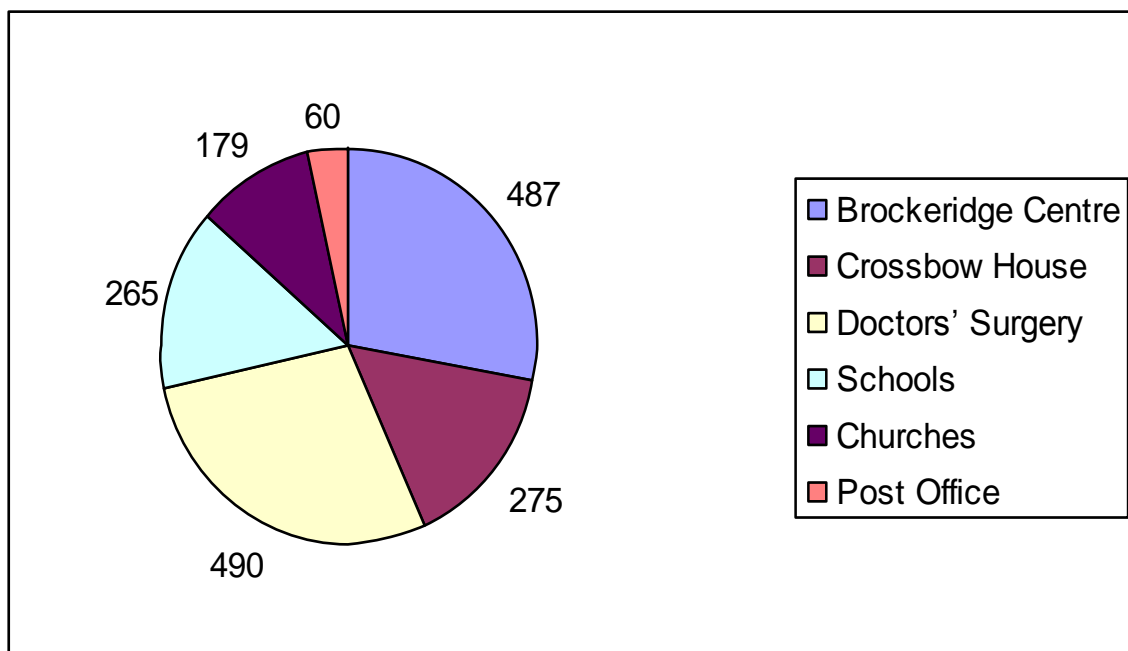
There were approximately 2,600 households in the village area at the time of the survey. A total of 933 questionnaires were completed and included in the following analysis.

Validity of findings

It is recognised that the survey did not obtain a response from everyone, and it is possible that the responses may not be fully representative of a larger group. They are, however, representative of the group who chose to involve themselves and in that sense are representative of a significant section of our community. No attempt has been made to manipulate the responses in recognition of the sample size and only the data collected has been used.

*This report only reflects the opinion of those residents who kindly took the time to complete the questionnaire and return it. We do not know the opinions of the rest, but we are confident that many of them will have shared the views of those who did respond. **We are sure that the findings may be used with confidence to portray the opinions of local residents about life in the village.***

Question 1. Village Action is collating information about organisations, clubs and activities in our village. Where would you like this information to be publicly available?



Respondents were asked to tick as many places as they wish, therefore the chart shows the total number of ticks for each place.

Responses show that the most popular places to have this information publicly available are Doctors' Surgeries and Brockridge Centre. Also quite popular are Crossbow House and schools. Post office (both Coalpit Heath and Winterbourne) is added to the chart as 60 respondents suggested this as a good source of communication.

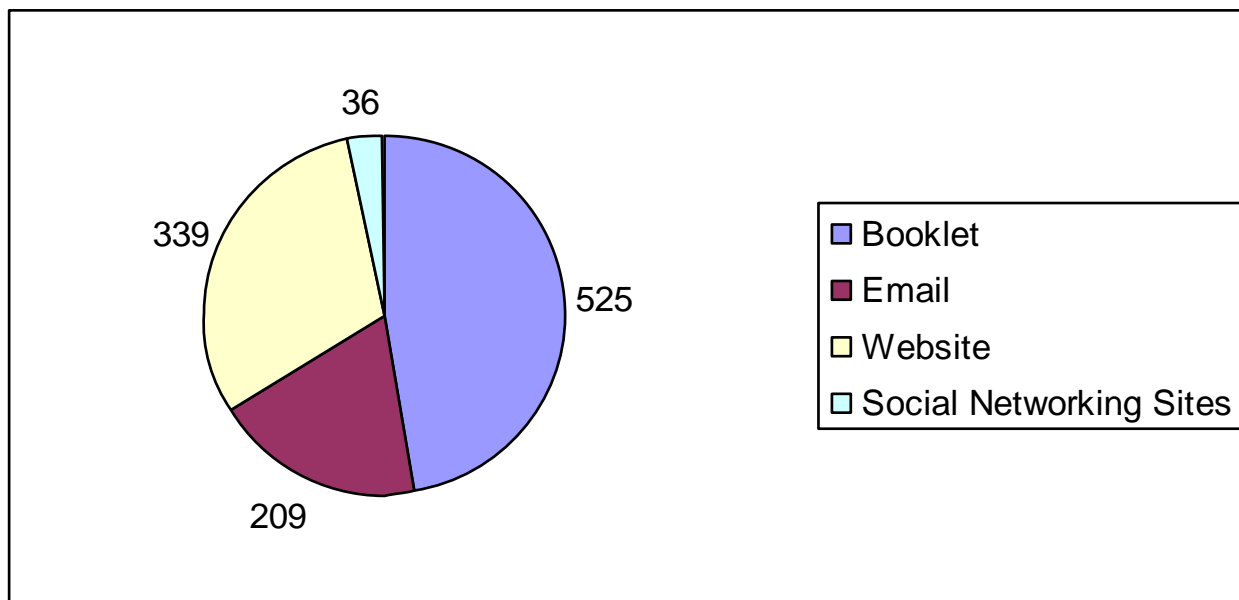
Various shops were suggested by 33 respondents and a few suggested: Library, Newsletters or leaflet delivered through doors, various noticeboards, Standbrook Guide (which is delivered to each household) and websites (which are covered in question 2).

The dialogue for this question is included with Q2.

'Post office' was not listed on the questionnaire. It is likely that many more people would have ticked it had it been available to them.

Question 2. In what other format would you/your family like this information?

Respondents were asked to tick as many formats as they wish, therefore the chart shows the total number of ticks for each type of format.



A booklet (56% of total respondents to the questionnaire) is most requested of these four methods of making this information available. Also quite popular is Website (36%), followed by Email (22%). Least popular of these options is Social Networking Sites.

Q1 and Q2 have provided really useful feedback as Village Action has compiled a list of organisations, groups and activities. This list is full of information and will be made available for residents to view at the most popular places suggested by our respondents in Q1. It is also on Village Action website <http://www.villageaction.org.uk> and copies can be emailed to residents if requested via the website or from villageaction@blueyonder.co.uk. It should be considered whether printed copies could be made available for residents, possibly to purchase at cost price.

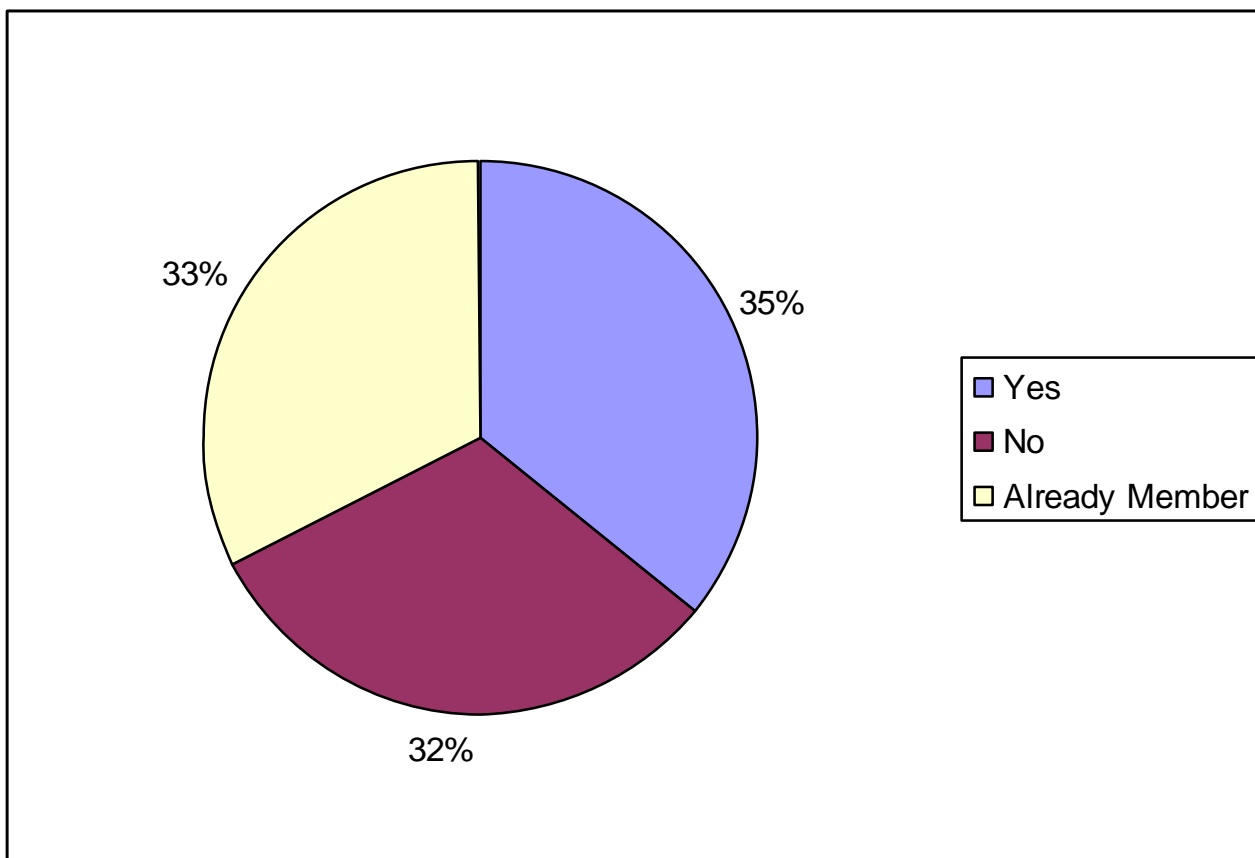
Standbrook Guides should be contacted to request they include as much information (from the list) as they have room for in their booklet. This green Residents' Handbook is delivered to every local house annually; it is also available (while stocks last) in Yate and Winterbourne Libraries and most local Estate Agents. Village Action's list can also be emailed to local Estate Agents who have agreed to give it to clients who are new to Frampton Cotterell and Coalpit Heath.

The location of the lists and the website address need to be publicised to residents and the feedback from Q 12 will help this to be done more effectively. Residents should be asked to notify Village Action of any additions and amendments to the list so that it can be updated periodically. It is hoped that the list will inform residents of the facilities and groups in the village so that they may participate and support those that interest them (see Q9, 13, 15).

Question 3. How many Youth Questionnaires would you like for your household?

Youth Questionnaires were subsequently delivered to those who requested them and also distributed via various local youth groups in April 2009. The Youth Questionnaire Report, Analysis and Action Plan was completed in summer 2010 and presented to the Parish Council and other agencies. Actions have started and are proceeding through 2011.

Question 4. If you are not a member of a Neighborhood Watch Scheme, would you like information about this?



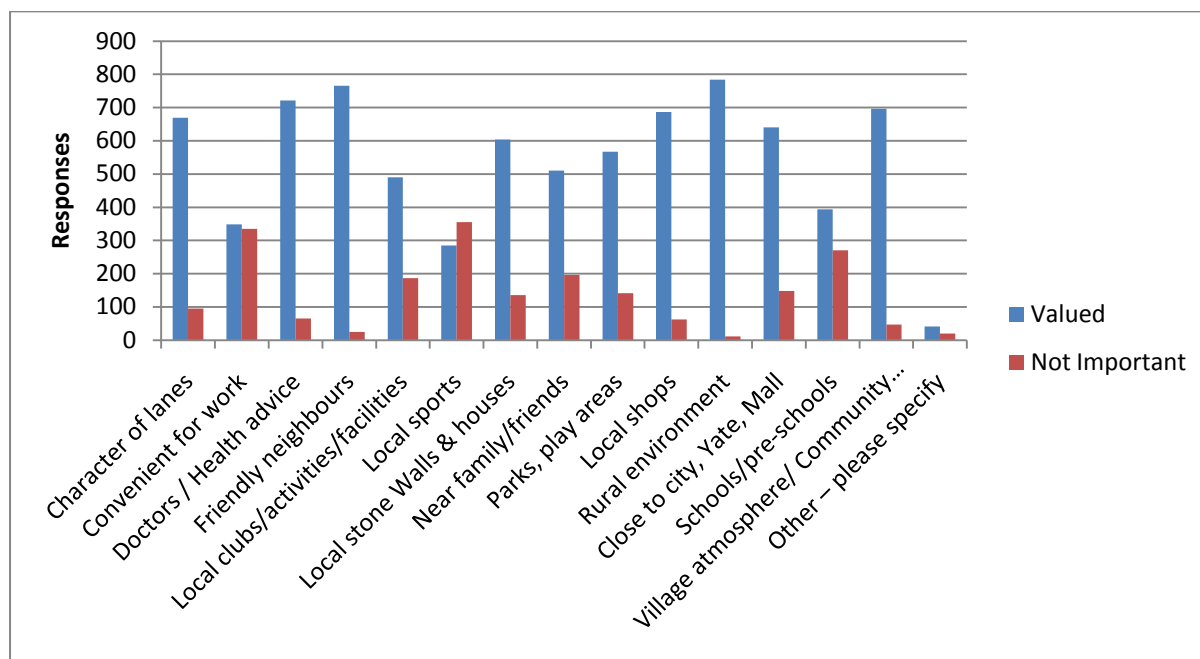
One-third of respondents say they are already members of a Neighbourhood Watch (NHW) group in Frampton Cotterell and Coalpit Heath. Over a third are not members but would like information about the scheme. Just less than a third of respondents are not members and do not wish to have information on NHW. Total responses 806

Encouragement and information should be given to residents who are interested in joining the NHW scheme. Existing Watches in the scheme can be invited to share both experience and benefits of belonging to NHW.

Information about NHW in the village can be accessed on Village Action website <http://www.villageaction.org.uk>

See Q8 and Q10 for further Reference to NHW.

Question 5. What do you/your family MOST VALUE about living here?



The total of the 'valued' responses was 8256 and the total 'not important' responses was 2144

The six features valued by an overwhelming majority of respondents are:

Rural environment (84% of respondents),	Village atmosphere/community spirit (75%)
Friendly neighbours (82%),	Local shops (74%)
Doctor/ health advice (77%),	Character of lanes (72%).

Also valued by more than half the respondents are:

Close to city/Yate/Mall (69%)	Near family/friends (55%)
Local stone walls & houses (65%)	Local clubs/activities/facilities (53%)
Parks & play areas (61%)	

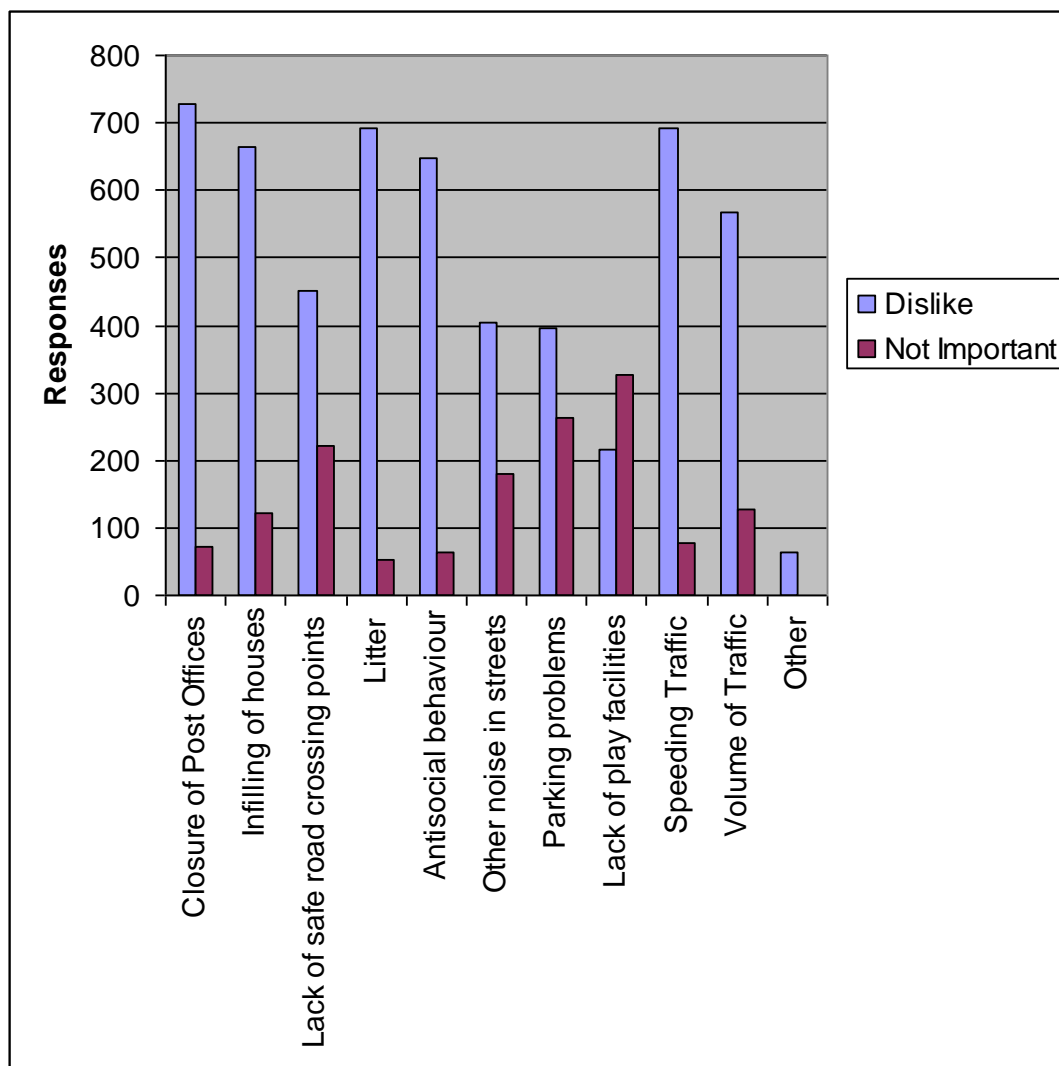
Schools/pre-schools are valued by 42% compared with 29% who did not find this important.

About the same number of respondents value convenience for work as do not.

'Other' includes lack of crime (6 mentions), ease of transport (4), church life (4) and quiet (4).

It is not surprising that aspects of the environment, neighbours and amenities are valued in the village. The fact that convenience for work and local sports is valued by fewer respondents may possibly be partly age-related (see Q19 and also Q15). Every effort should be made to retain and maintain the above aspects that are so valued in Frampton Cotterell and Coalpit Heath. The evidence from this survey should be used in support of these aspects and to combat any threat to them.

Question 6. What do you/your family NOT LIKE about living here?



The total of 'dislike' responses was 5526 and the total 'not important' responses was 1508

The six issues disliked by an overwhelming majority of respondents are:

Closure of Post Offices (78%)

Infilling of houses (70%)

Litter (73%)

Anti-social behaviour (68%)

Speeding traffic (73)

Volume of traffic (60%)

Lack of safe road crossings is disliked by 49%, which is twice as many as find it unimportant.

Other noise in street is disliked by 42%, just over twice as many as find this unimportant.

Parking problems are disliked by 40%, while 27% of respondents find this unimportant.

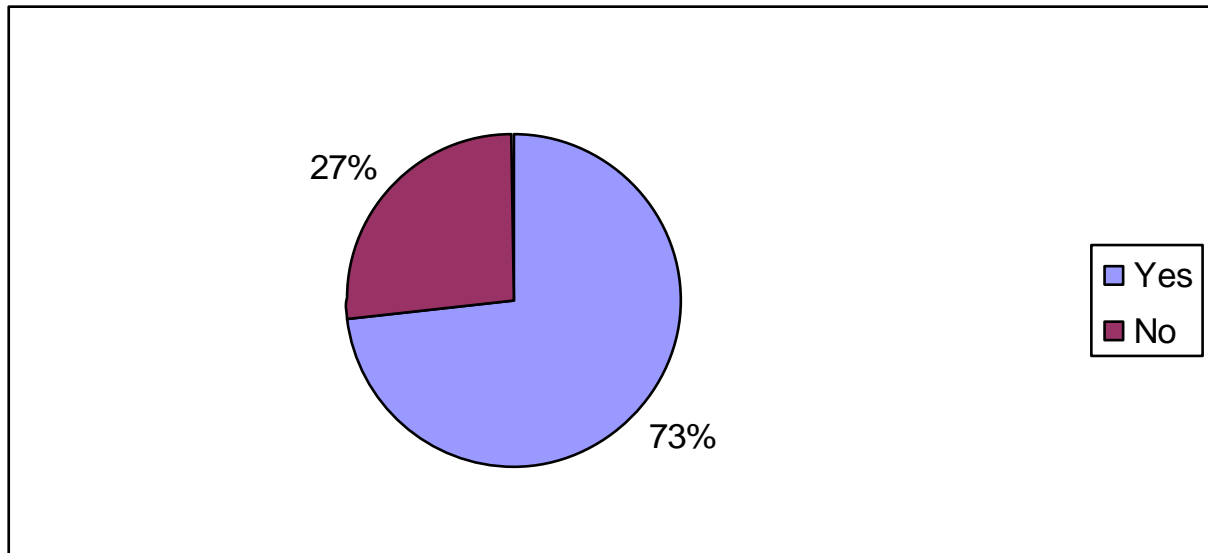
Lack of play facilities is disliked by only 22% while 34% find this unimportant.

Most noticeable 'Other' dislike is dog mess on pavements and playing fields with 40 mentions.

Unfortunately the Church Road Post Office has been closed, therefore it is especially important that residents support the other post office in Woodend Road in order that it is kept open, though it is understandable that residents in the western part of the village may find Winterbourne Post Office more convenient. The other dislikes are considered elsewhere in Q25, Q27 - 28, Q38, Q41 and Q44.

Question 7. Would you agree with the idea of changing the parish boundary to include all (instead of part) of Coalpit Heath?

(At present, the civic parish boundary dividing most of Coalpit Heath from Frampton Cotterell sometimes causes difficulties - eg. we cannot give Village Action Newsletters and this questionnaire to most of Coalpit Heath. As the map shows, geographically, we are really one community.)

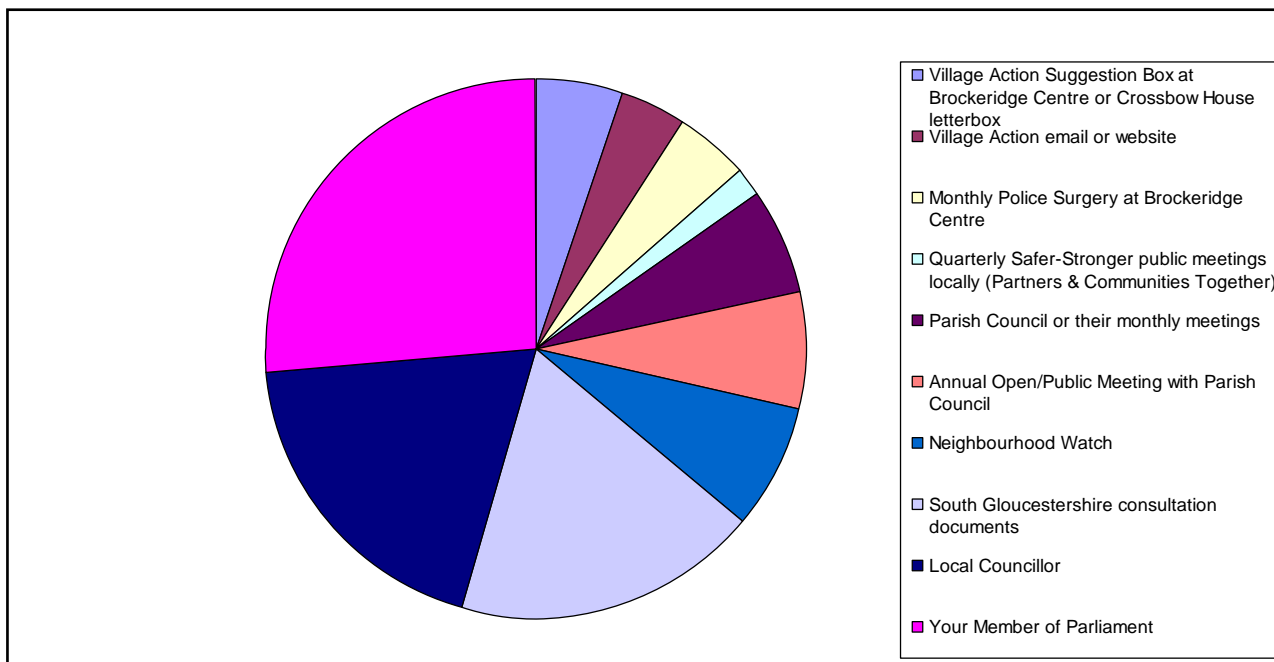


Total responses 807, of which 73% agree to change the boundary to include all of Coalpit Heath.



This response will be shown to the civil parish authorities together with the analysis of the same question asked in the survey of Westerleigh civic parish, in which the other part of Coalpit Heath lies.

Question 8. Which have you used to air your views in the last 2 years?



Most respondents who have aired their views, have used the official channels of either their MP (30% of all respondents), Local Councillor (22% of all respondents) or through South Gloucestershire Consultation documents (21% of all respondents).

11% of all respondents used Village Action email and suggestion boxes, 9% used Neighbourhood Watch, 7% contacted the Parish Council and 8% aired views at the Parish Council's annual public meeting. 5% used the monthly police surgery and 2% aired their views at Safer Stronger public meetings

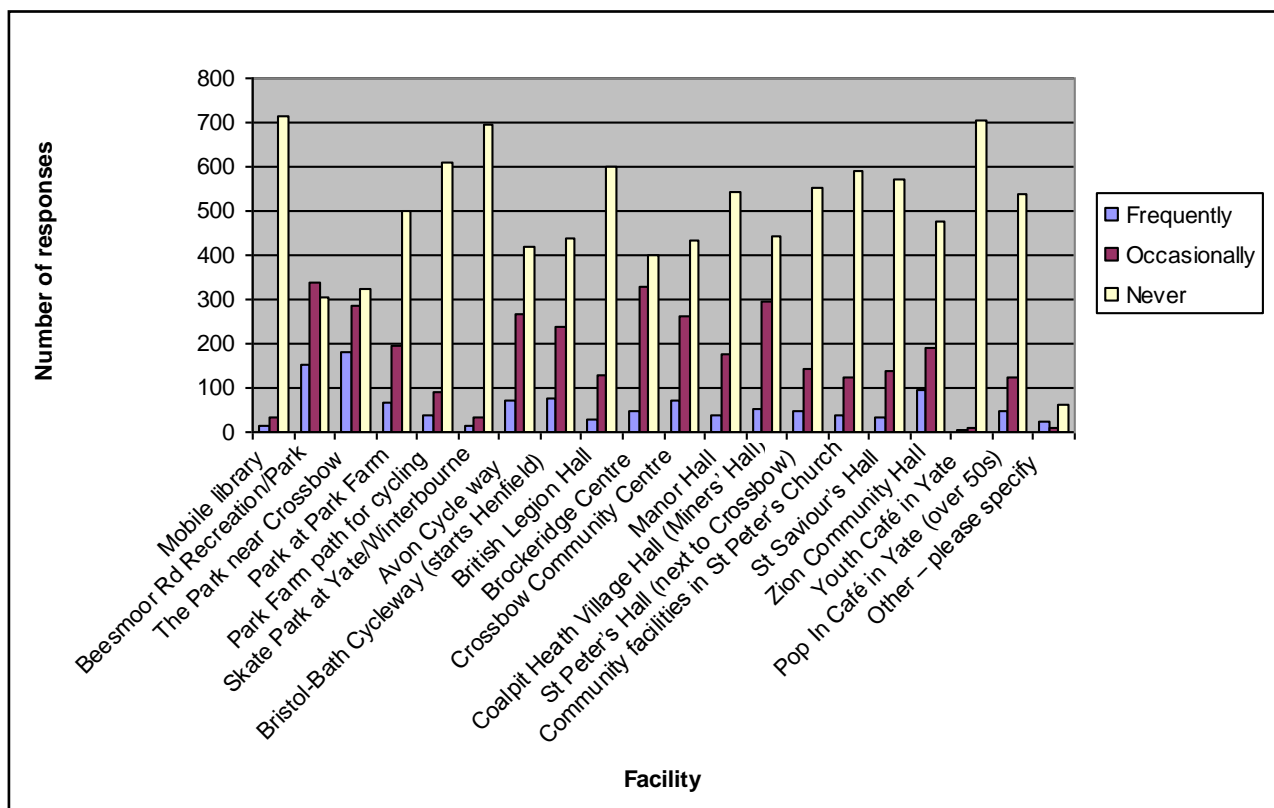
A few said that they had only moved here recently so had not yet had occasion to air their views and one said that they would use the police surgery now that they know about it.

Comments in various parts of the questionnaire show that many respondents have local issues which have either been, or should be, brought to one of the above. Some residents know, and have used, an appropriate channel while others need information and/or encouragement.

All these channels will continue to be advertised in various local publications and Village Action will provide venue information and encourage attendance at meetings such as Safer Stronger Community Group (a fairly recent initiative), which aims to minimise or resolve local issues by working in partnership between residents and several local agencies. NeighbourHood Watch is also discussed in Q4 and Q10.

Village Action website will help to disseminate such information.

Question 9. How often do you or your family use these local facilities?



An overwhelming majority of respondents never use most of these facilities. Several respondents commented that they did not know about some of these facilities and some residents gave the reason that they are new to the area; two respondents gave their reason as older age.

Beesmoor Rd Recreation and The Park (School Rd) are the most used, both occasionally by some (36% and 31% of respondents respectively) and frequently by others (16% and 19% respectively).

The community centres most used by respondents are:

Coalpit Heath Village Hall (294 occasionally; 52 often) Crossbow House (264 occasionally; 71 often)
 Brockeridge (327 occasionally; 48 often) Zion Hall (190 occasionally, 94 often)

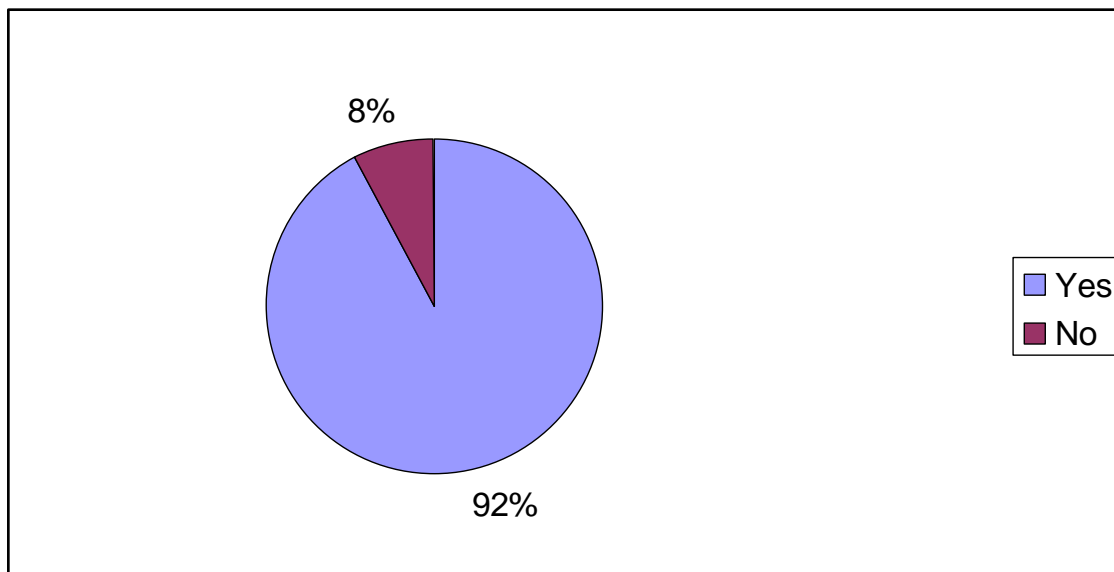
The Avon Cycleway is used by 29% of respondents occasionally and by 8% frequently. The Bristol-Bath Cycleway is used by 26% respondents occasionally and by 8% frequently.

Mobile Library and facilities listed in Yate or Winterbourne are little used by respondents.

'Other' facilities used frequently or occasionally were mentioned by a few:- Local pubs, restaurants or cafes, Frome Valley Walkway or Centenary Field, Youth Clubs/Scouts or Community Centres, Leisure Centres or library, Cricket or Football Clubs.

Although the bar chart appears to show that an overwhelming majority of those completing this question never use many of these facilities. It is recognised that location and residents' individual needs and interests will affect participation and use. We are, of course, fortunate in that we have so many public meeting places or facilities here in Frampton Cotterell and Coalpit Heath; hence, residents may choose to use the ones near them and never use those further from them – thus diluting the use of any one venue. It is intended that the production of a local catalogue of community facilities, clubs and activities will inform residents and thus promote increased use.

Question 10. Do you/your family feel sufficiently safe and secure living in Frampton Cotterell?



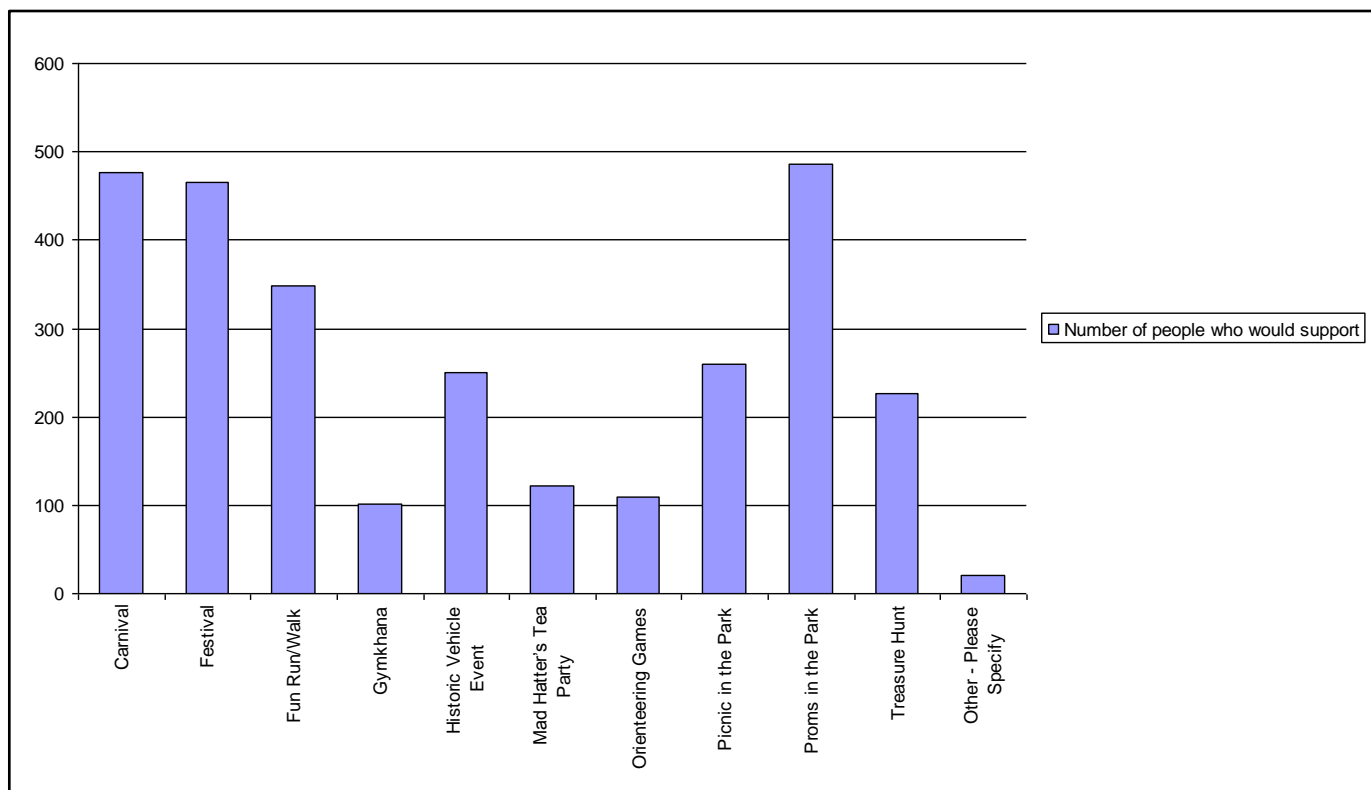
Of the 751 respondents who answered "yes" to this question, 11 expressed some uncertainty as to their safety and included these issues:- theft, large groups of youths seem intimidating, 2 incidents of physical attack by youths, car set alight.

Of the 64 respondents who answered "no" to this question, one commented on gypsy problem and another referred to their answers to question 25 (levels of concern about local issues).

The large majority of respondents feel safe and secure living here. These comments and results will be shared with the police, together with those of question 25 (includes burglary, theft, venturing out at night etc) and question 14 (effectiveness of community policing). Question 8 also mentions ways of addressing some of the issues mentioned above. Neighbourhood Watch is another effective means to helping residents feel safe and secure - see question 4.

A Youth Activity Day is being planned as a direct result of the Youth Questionnaire (distributed by Village Action in April 2009) and it is hoped that the way in which this is being organised will increase links and understanding between the different generations within Frampton Cotterell and Coalpit Heath.

Question 11. Which local events would you or your family support if they were available?



The most desired events indicated by respondents are Proms in the Park (52%), Carnival (51%) and Festival (50%). Fun Run or Walk is also quite popular (37%).

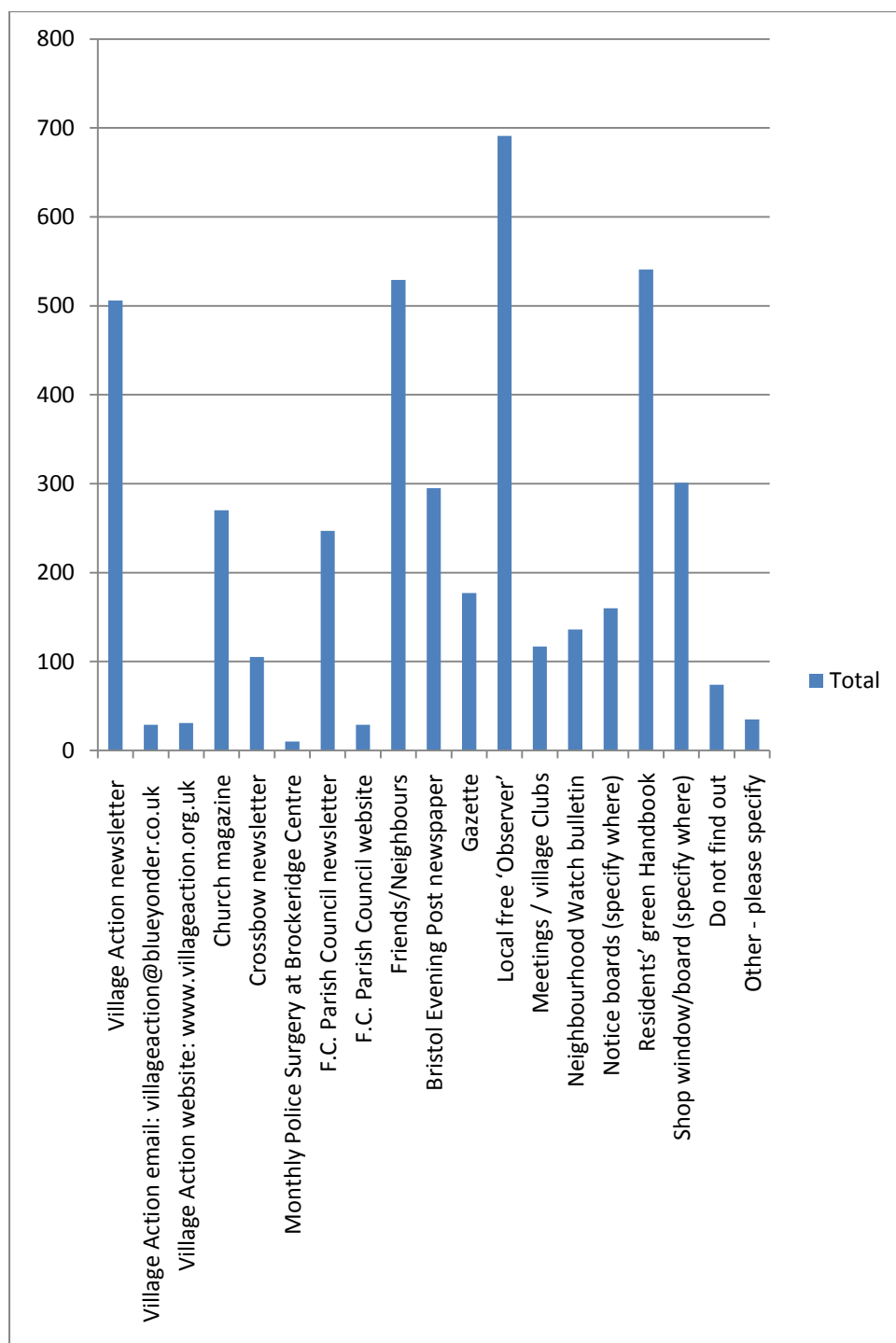
Picnic in the Park (28%), Historic Vehicle Event (27%) and Treasure Hunt (24%) are the next most desired events by respondents.

Least desired among respondents are Mad Hatter's Tea Party (13%), Orienteering Games (12%) and Gymkhana (11%).

The 'other – please specify' included plays, live music, dances, BBQ, shows, local history walks, cycling events, village fun day, garden party, fairground, Easter egg hunt, pet show, bird of prey display.

These results indicate which would probably be the best supported events to plan in Frampton Cotterell and Coalpit Heath. This information should be made available to organisations likely to plan such events.

Question 12. How do you find out about local activities & facilities?

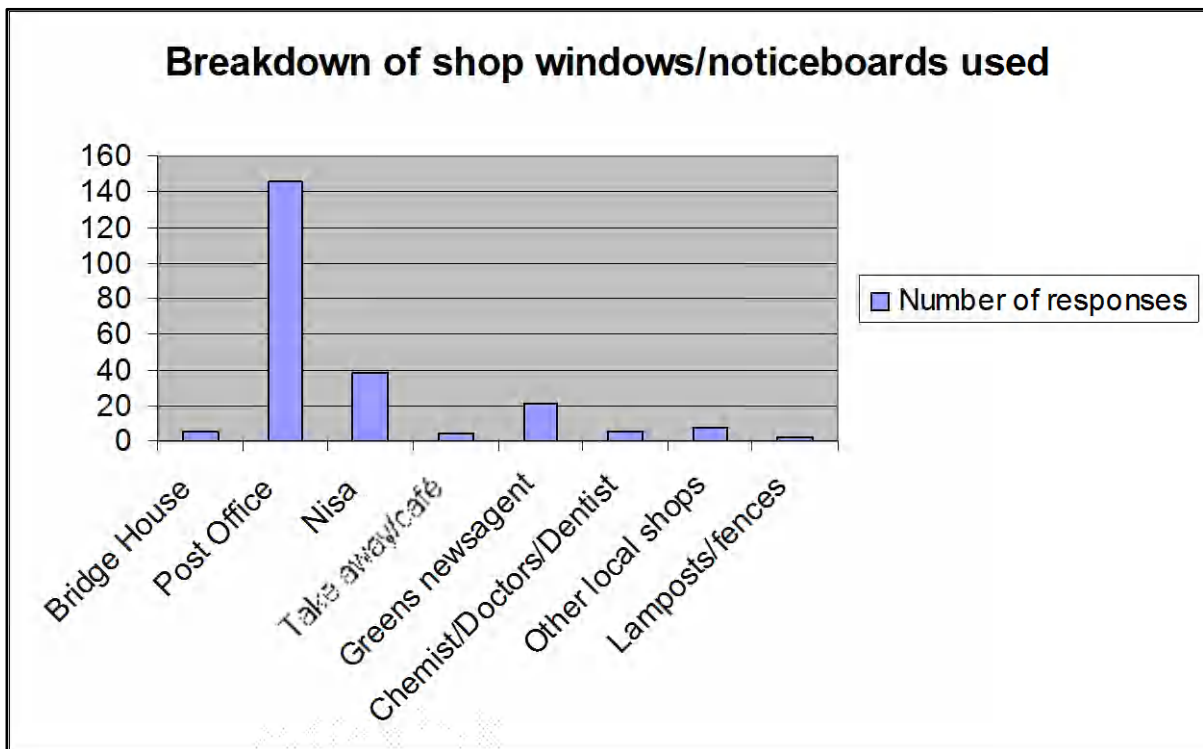
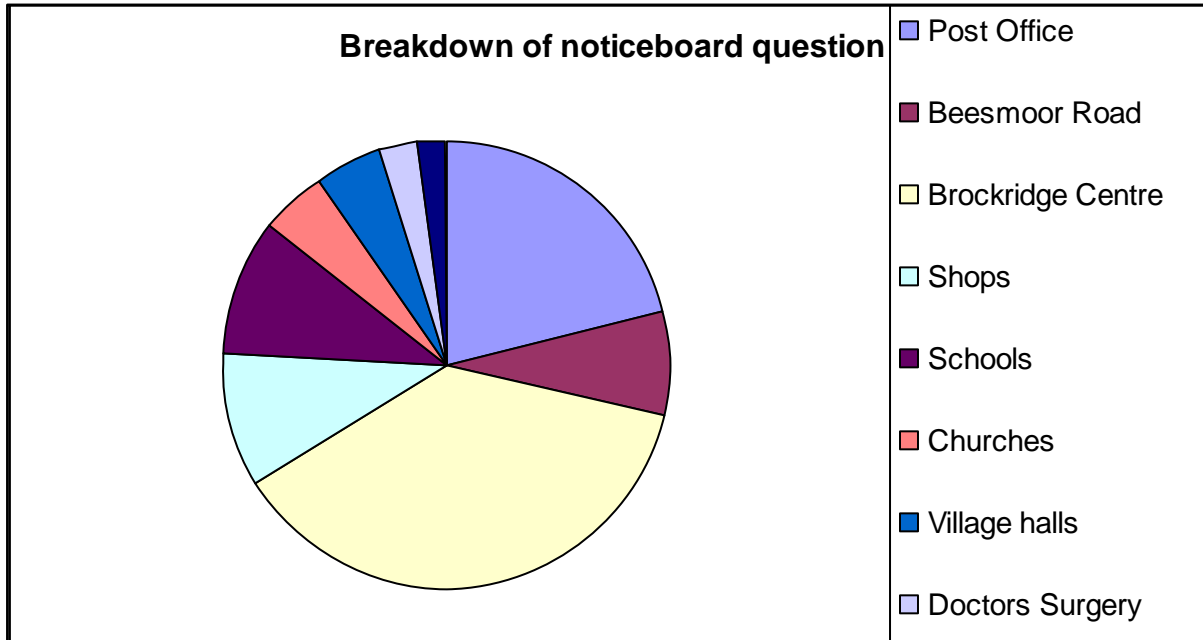


Most respondents find out about local activities from the free Observer newspaper (74%), Residents' green Handbook (58%), Friends/Neighbours (57%) and Village Action newsletter.

Over one-quarter of respondents find this information from Shop windows/boards (32%), Bristol Evening Post (32%), a church magazine (29%) and Parish Council newsletter (26%). Notice boards provide 17% of respondents with this information. Few used the websites or email (3%) and only 8% claimed that they did not find out about activities and facilities.

Of the respondents who find their information from notice boards, most use the boards at the Brockridge Centre with the Post Office also being a popular source.

Notice boards at shops, schools and Beesmoor Road are also well used.

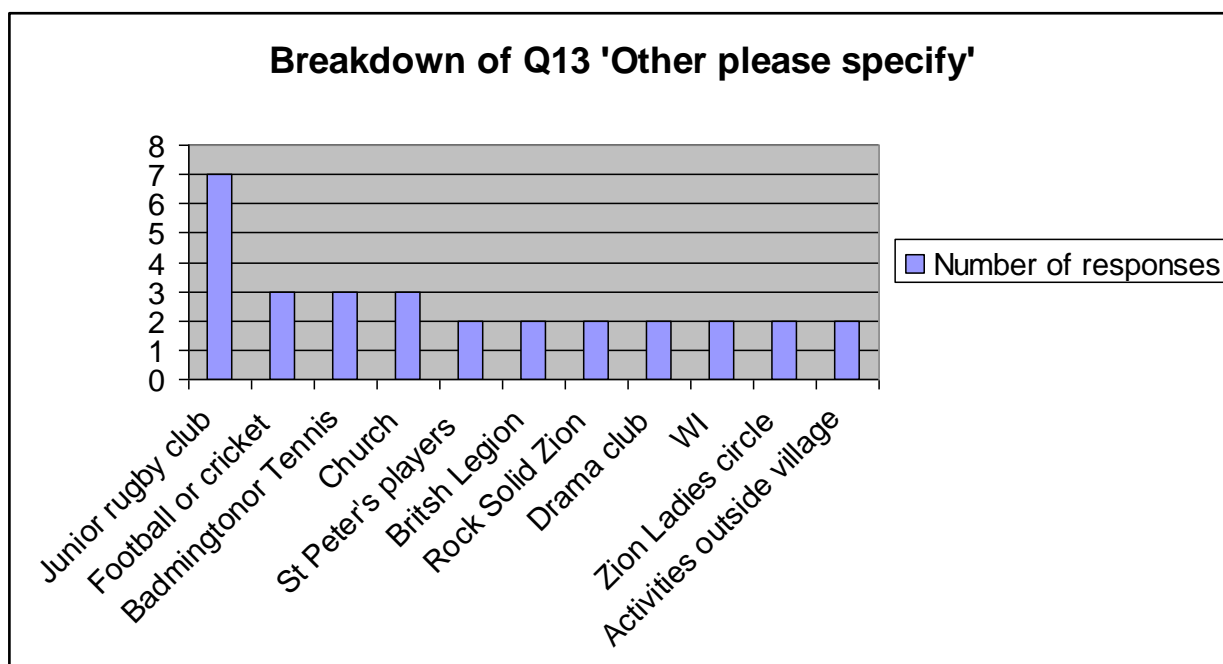
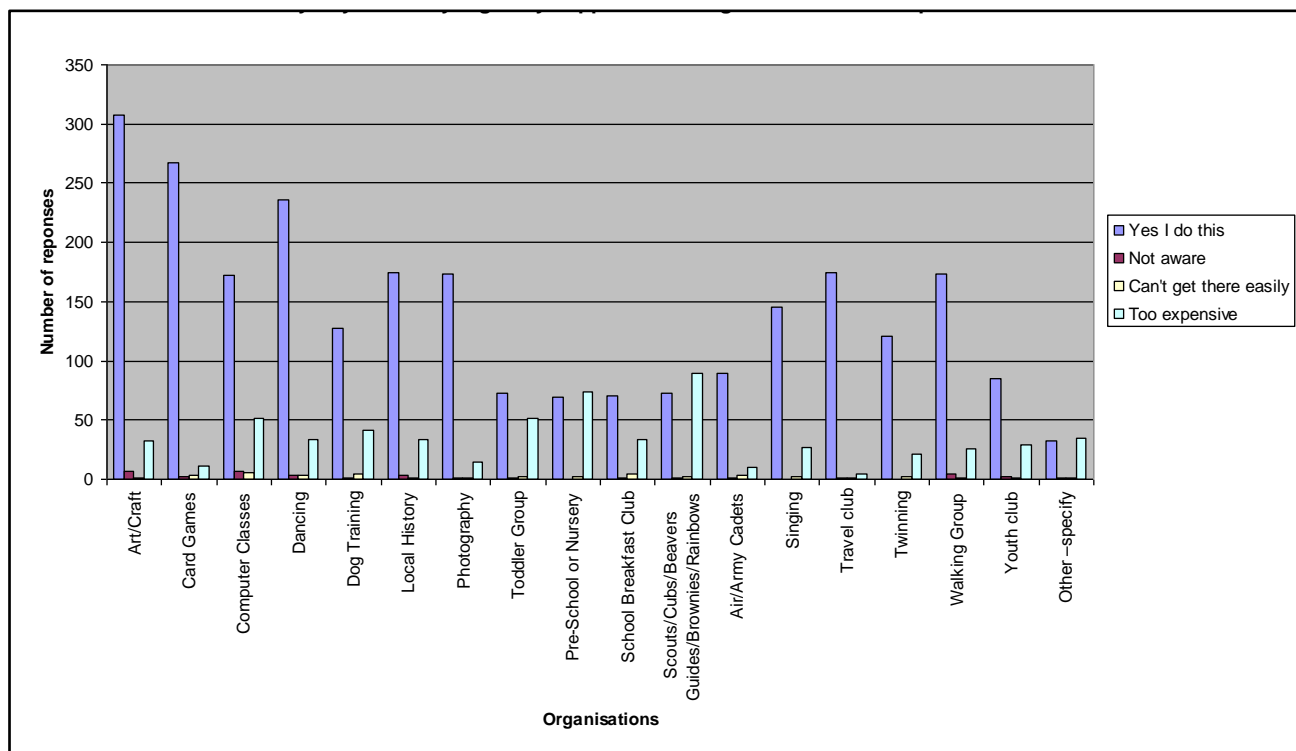


Of the respondents who find their information from shop windows/boards, most use the Post Office. Several use Nisa and Greens newsagents but few find this information at the other sources.

In addition, 9 respondents commented that they could not find information about local events.

This information is extremely useful for those wishing to promote events and publicise activities. It will be shared with local organisations. It is hoped that Village Action's recently developed and vibrant website, together with its link to Frampton Facebook, will increase website popularity as a source for local information. Since the questionnaire was issued, Winterbourne & Frampton Matters magazine is delivered to every house four times per year and this can be used to publicise activities.

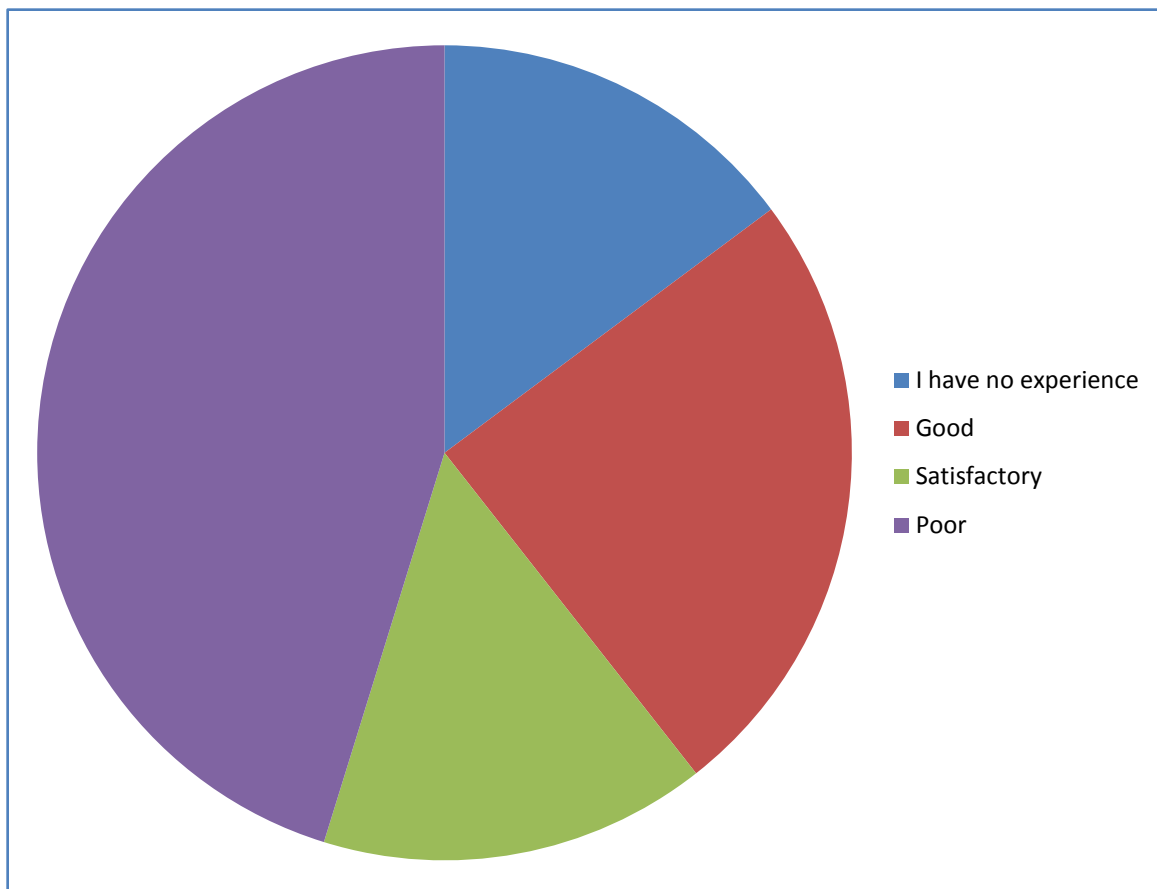
Question 13. Do you regularly support these organisations in the village?



The most popular organisations among respondents are Art/Craft (33%), Card games (29%) and Dancing (25%). Computer classes, Local history, Photography, Travel club and a Walking group are each supported by 19% of respondents. Also, Singing (16%), Dog training (14%) and twinning (13%).

Comments, repeated throughout the questionnaires, were: "I will participate more when I retire" and "I didn't know." Village Action Website and a List of Local Activities should help to address the latter comment. Local organisations should continue to be publicised as much as possible.

Question 14. How do you rate the effectiveness of Community Policing locally?



The effectiveness of Community Policing was assessed as 'Poor' by 43% of people who responded to this question, 23% it was 'Good' and 14% who felt it was 'Satisfactory'.

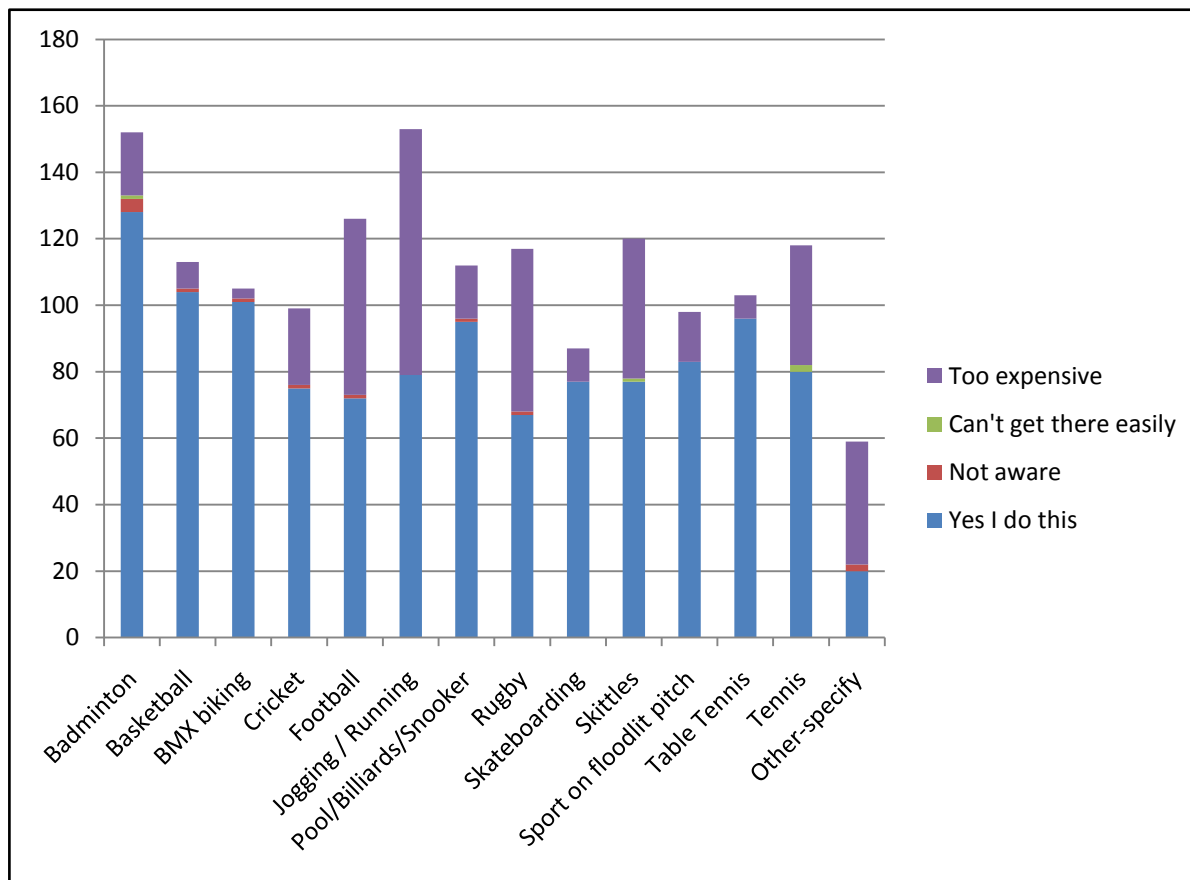
Comments suggest that people are not aware of police activities as they do not see a visible presence on the streets.

There have been at least two changes of Beat Manager and several changes of PCSOs in recent years. Whilst it is understood that police staff need to "move on" it does not help build up relationships when residents neither see nor have little contact with local police.

Opportunities for residents to meet police and/or find out what they are doing are provided by police surgeries at the Bockeridge Centre and by quarterly Safer Stronger meetings. These dates should be promoted more in Frampton and Coalpit Heath. Hopefully, publicity for these on Village Action website <http://www.villageaction.org.uk> and in Village Action's Catalogue of Groups & Clubs will encourage an increase in the number of residents who meet the police and hence become aware of how local problems are being tackled.

The analysis of this question, together with Q10, Q25, Q4 and the Youth Questionnaire Analysis, should be made available to the local police team.

Q15. Do you/your family regularly participate in sporting activities in Frampton Cotterell?



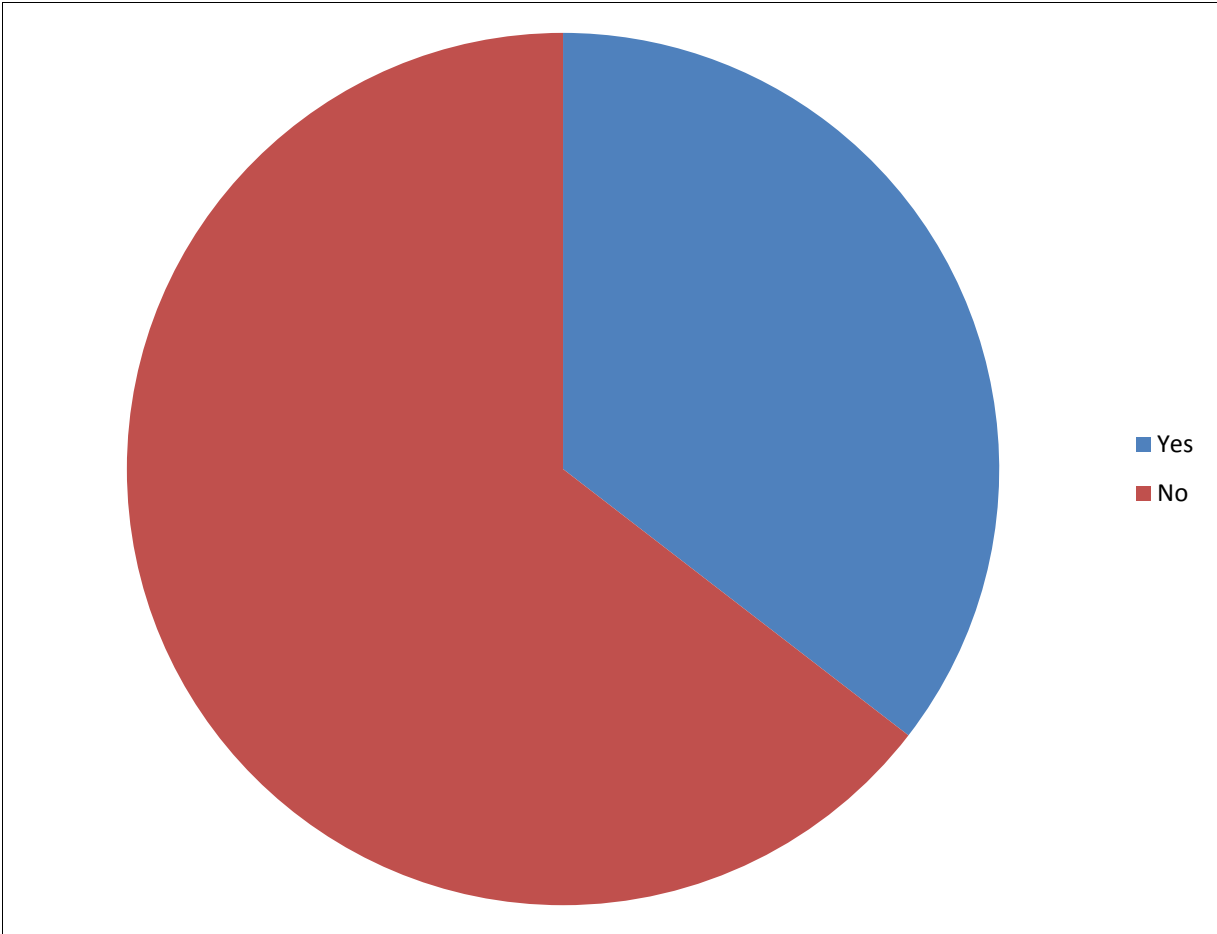
Question 15 asked whether residents participated in sports and also asked whether the reasons for non-participation were a lack of awareness about the activity, a difficulty in getting to the activity or the expense of the activity.

The results show that many of those responding to this question, participate in local sporting activities with indoor sports like badminton (14% of respondents), basketball (11% indoor/outdoor), table tennis (10%) and pool/billiards/snooker (10%) being most popular. BMX biking (11%) is a popular outdoor sport with respondents to this question. About 8% of respondents ticked each of jogging/running, skateboarding, skittles, cricket, football and rugby. Respondents are also involved in a wide range of other sporting/leisure activities such as hockey, cycling and walking.

The results suggest that a number of people find sports such as football, running or jogging too expensive. However, comments suggest that many people used the "too expensive" category to indicate that they did not participate.

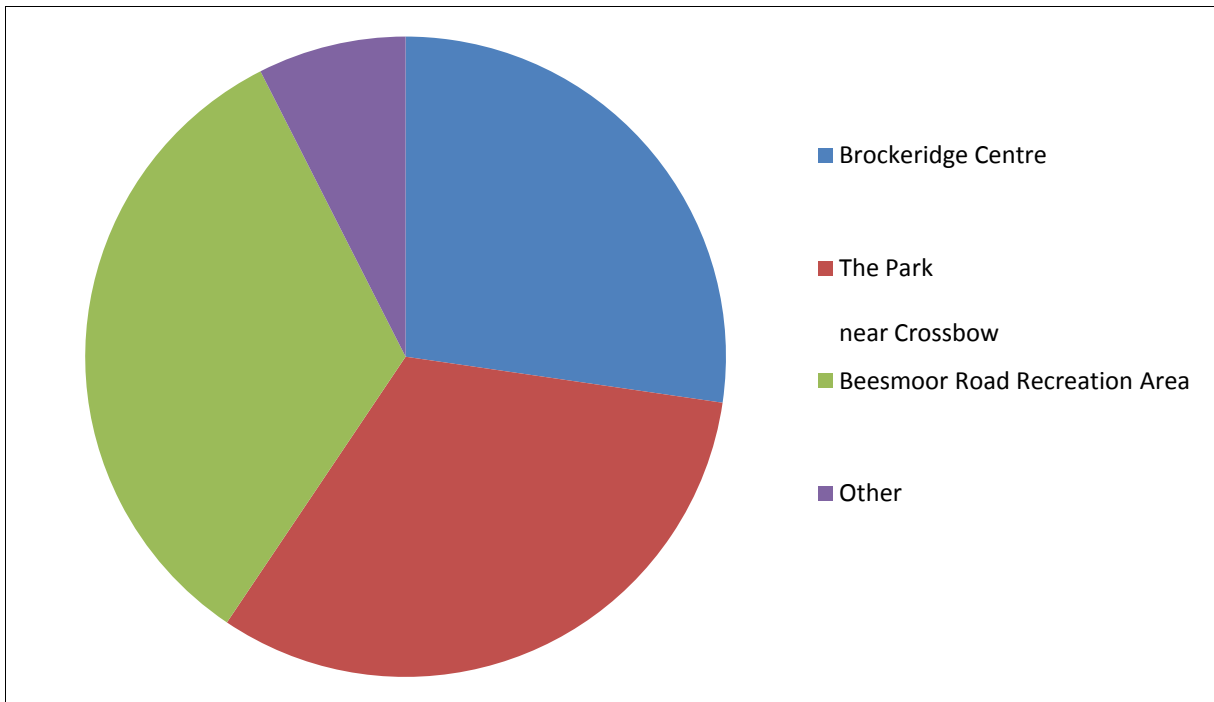
From the analysis so far, it is not known how many different sports each respondent participates in but it might be presumed that most only do perhaps one or two different sports; hence the low percentages for each are merely relevant to each other and do not mean a low percentage of sports activity overall. It is not known how many respondents go outside the village for sporting facilities.

Question 16. Do you think we need publicly available toilets in Frampton that are open during the day & weekends?



The majority of respondents to this question, 65%, were not in favour and only 35% were in favour of publicly available toilets. Of those who opposed the idea, there was a concern that public toilets would attract antisocial behaviour or be vandalised. Questions were also raised about who would be responsible for cleaning and maintenance.

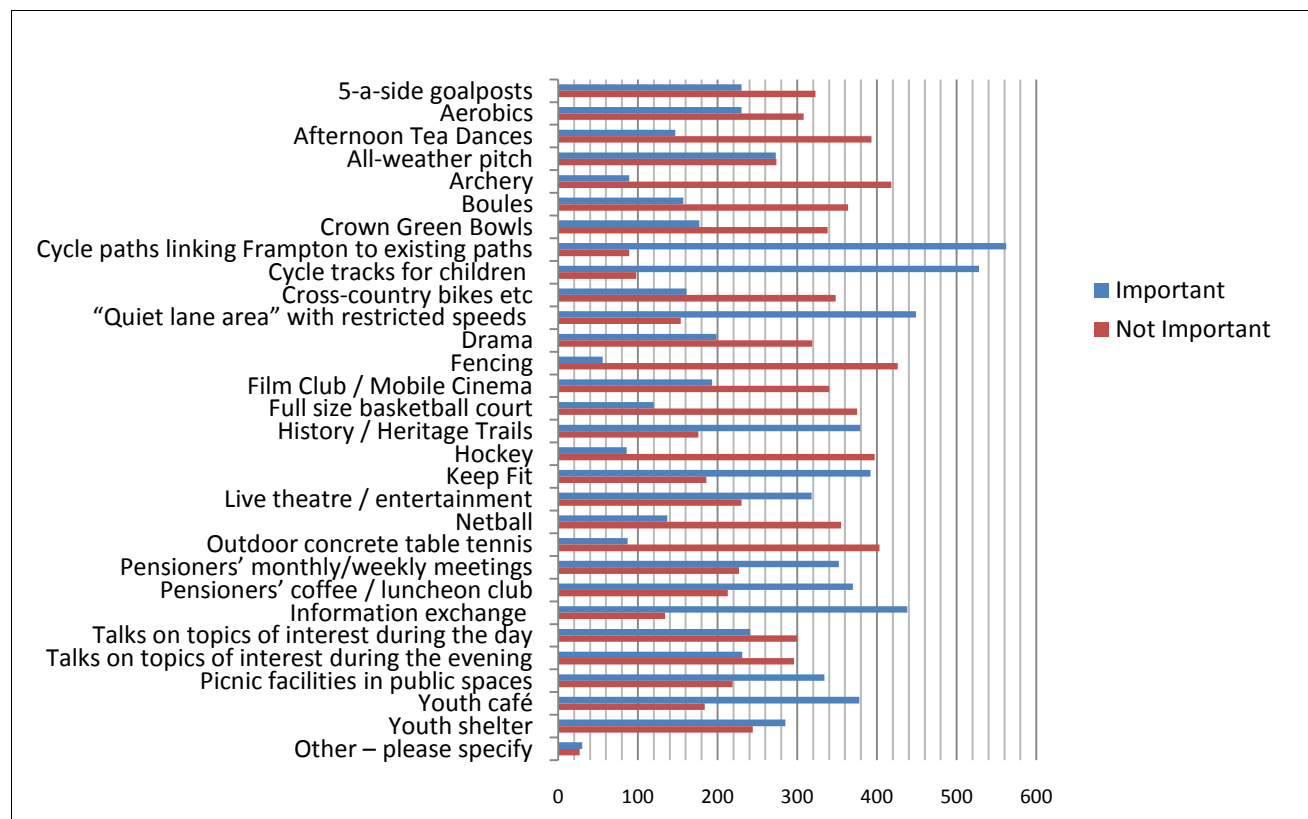
Question 17. If YES, where do you think they should be?



As a follow up to Q16, residents were asked where public toilets should be placed if they were provided. The recreation grounds at Beesmoor Road and The Park were almost equally favoured with Brockridge Centre only slightly less so. Other locations were proposed such as Mill Lane near to the allotments and St Peter's Church, and on the Badminton Road (though strictly speaking this is not in Frampton Cotterell civic parish).

The majority of respondents were against public toilets, the main reason being the fear of vandalism and anti-social behaviour. There are already toilets available to the public in the Brockridge Centre whilst open (weekdays 10am – 4pm), when there is always someone in the building. Crossbow toilets are used by residents when the building is open (evenings and parts of weekend) and someone is on the premises. Perhaps it should be made known that Brockridge Centre has publicly-available toilets, as is believed to be the case. It may be possible for other public buildings and churches to be used on occasions when needed and they are open – Zion's Minister has agreed to this.

Question 18. How do you/your family rate the importance of providing these new facilities in Frampton Cotterell?



A large number of residents were in favour of cycle paths linking to existing cycle tracks to Bath and Bristol, more "Quiet Lanes", as well as the provision of cycle tracks for children. Much less popular was the provision of a facility for cross country bikes or Quad bikes which people felt would be too noisy. Facilities for pensioners, ie monthly/weekly meetings and coffee/luncheon club, were also seen to be important as was Information Exchange for Police/Health/Age Concern.

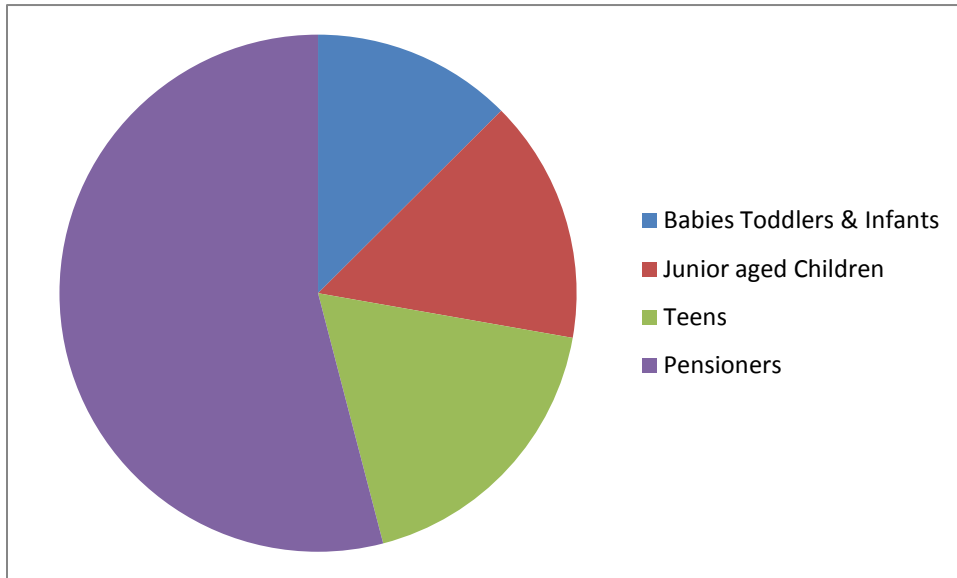
A youth café was felt to be important by 41% of responses and a youth shelter by 31% though the latter had almost as many respondents who felt it was not important and concern was expressed that it might act as a focus for problems.

Keep Fit facilities were seen as important by 42%, History/Heritage trails by 40% and Public Picnic Facilities by 36%.

Respondents identified a wide range of other facilities which they would like to see including improved adventure play areas for children, a bowling green and additional allotments (see also Q26). However, there was not a majority in favour of any specific new facility.

Unfortunately Sustrans have no plans to extend our cycle paths. Village Action produced a successful History Trails booklet (2009), initiated a new pensioner's coffee/lunch meeting (2010) and publicised existing meetings for pensioners (Catalogue of Activities 2010). The results concerning Youth facilities will be used with the separate Youth Plan. Keep fit facilities could be investigated: likewise Picnic tables and/or BBQs.

Question 19. Do any of the following live in your household?

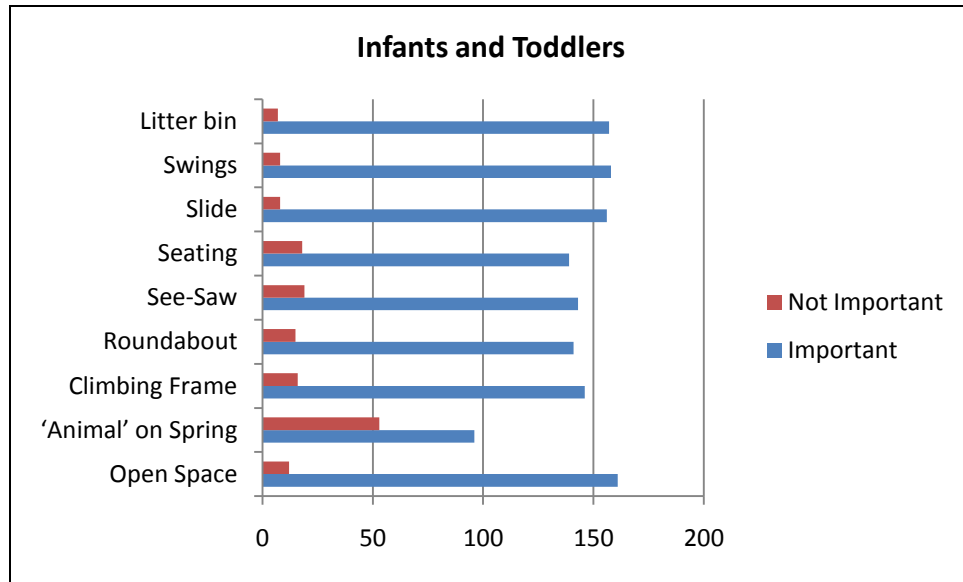


Question 19 asked whether people in certain age categories lived in the household. Of the respondents, 54% of households include pensioners, 18% include teens, 15% include junior-aged children and 13% include babies/toddlers /infants.

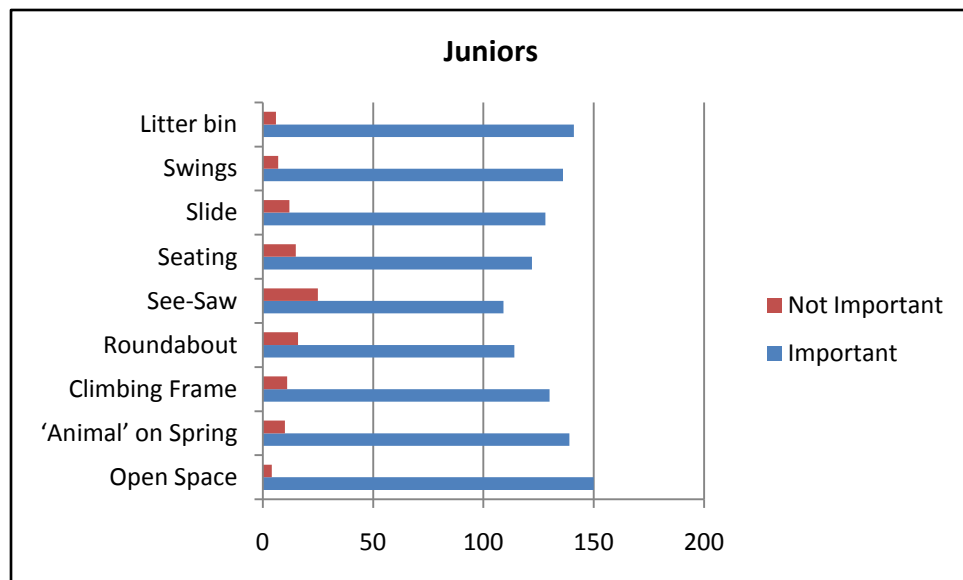
At this stage of the analysis, we do not yet know the mix within each household. Also, we do not yet know the number of respondents who have neither young people nor pensioners in their households. If we assume that no more than a few pensioners may live in the same household as family (be it grown-up-children and/or grandchildren) then perhaps about 40-47% of responding households may be solely pensioners. Since further analysis is required in order to be sure of the percentage of respondent households without pensioners, we may wish to assume that about half the households contain adults that are not pensioners.

Question 20. If you have young children or teens in your family, which type of equipment do they most value in our play/recreation areas?

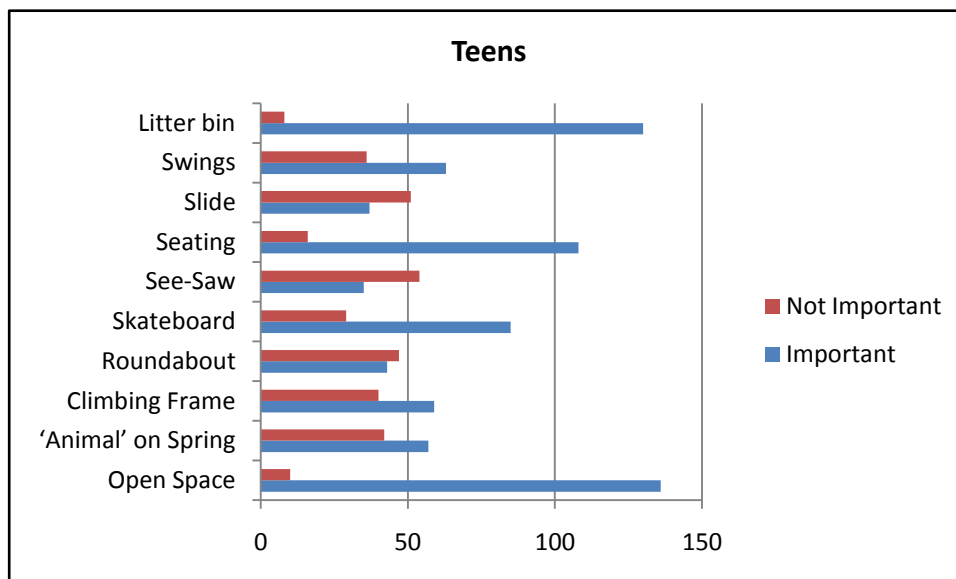
This question asked which type of equipment in play/recreation areas was most valued and was divided into three age groups: Infants and Toddlers, Juniors, and Teens.



In the Infants and Toddlers group, Open Space and Litter Bins were seen as at least as important as much of the equipment. Most equipment was felt to be important with only the “Animal on a Spring” being seen as important by less than 100 of the people responding and unimportant by about 50 people. It was commented that the present equipment needs updating.



In the Junior age group, similar results were seen with Litter Bins and Open Spaces again scoring highly. In this case “Animal on Spring” was seen to be more important with only the see-saw being seen as unimportant by more than 20 respondents. Again it was commented that the equipment needs modernising.



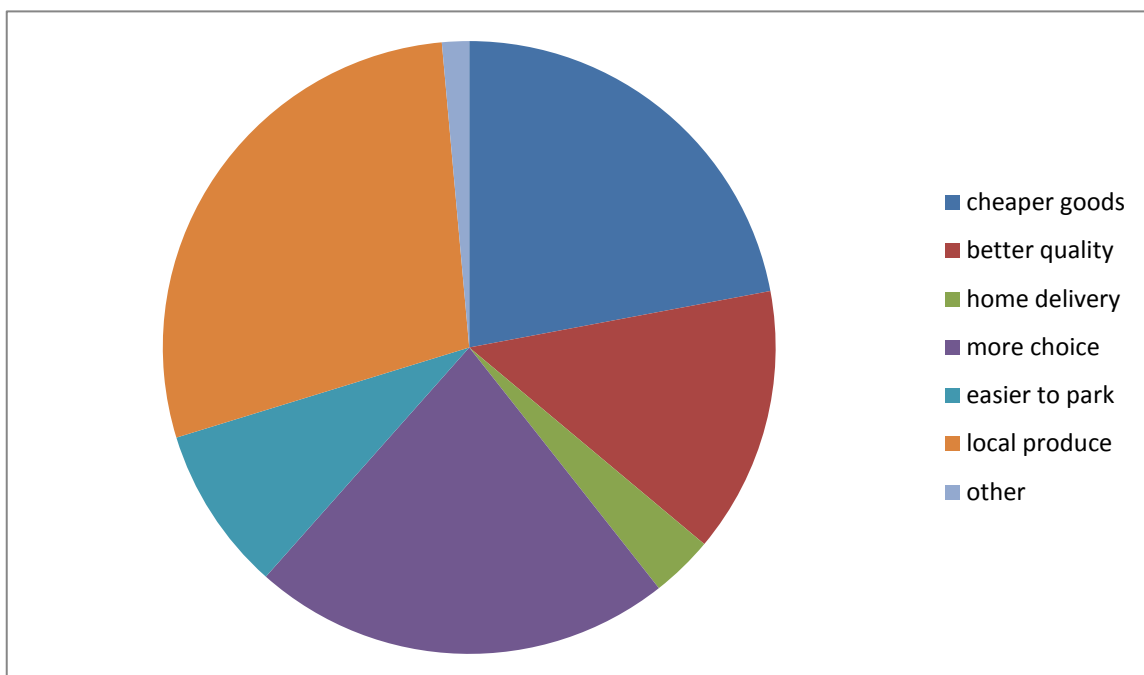
In the Teens age group, results show a greater variation though again Open Space and Litter Bins were seen to be most important. For the Teen group, provision of Skateboard facilities and Seating stand out as being important while Slide, See Saw and Roundabout were seen as unimportant by more respondents than those who felt they were important.

Respondents were also asked what new equipment they would like to see if funds were available. Out of 98 responses to this question, 15 stated that they would like facilities to be improved or updated and 21 households requested a climbing frame or an adventure park with Kingsgate Park in Yate held up as an example of what they would like to see. 10 respondents said that they would like improved skateboarding facilities, eg like Peg Hill in Yate.

Other responses included a BMX bike area, an outdoor fitness area or training circuit, sandpits for toddlers and an area for football with goal posts and nets.

Action is being taken for more adventurous equipment for teens via the separate Youth Plan. It is obvious from comments that the play equipment for younger children needs up-dating in our parks; the play equipment at Beesmoor Rd Recreation ground was named as being particularly in need of attention. Parish Councillors have stated that there is a lack of available council/public land that is suitable for certain equipment (eg. more skate-boarding apparatus that requires greater space for safety).

Question 22. What would encourage you to support local shops more?



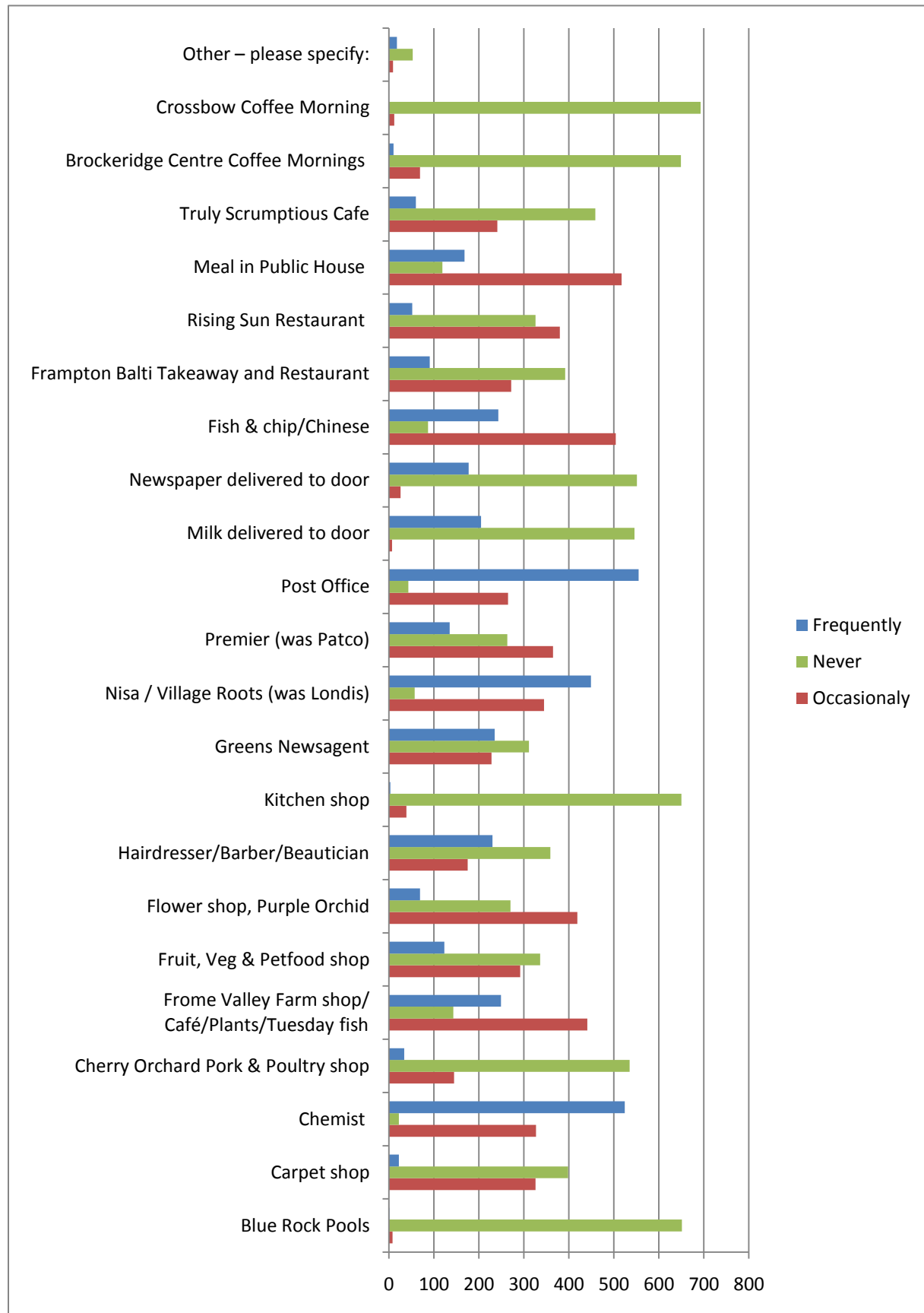
The responses to this question do not suggest that any changes mentioned would make a drastic increase in people shopping locally. The 3 most desired attributes that would encourage some respondents to support local shops more are: Local produce (28%), more choice (22%) and cheaper goods (22%). Only a minority think that better quality goods (14%) would be their incentive and fewer would be affected by easier parking (9%) or home delivery (3%).

There were several comments lamenting the closure of the local butcher, baker, hardware/DIY and the Post Office in Church Road. A few respondents commented that Fair Trade goods would encourage them to shop locally. Some commented that shops need to be within walking distance and some said that west of the Frome is poorly serviced with shops. Some residents feel it is convenient to shop locally without need to use the car while others think that it is just easier to get everything in a supermarket. Several commented that local shops are good, open long hours and that they are satisfied with them as they are. Good value and fresh produce at reasonable prices was mentioned but it is unclear whether these are comments about the current situation or areas for improvement. Some businesses were praised for their service, produce and friendliness.

This question should be considered together with Q23. Comments and the low response to desirable changes suggest that either residents do not wish to increase their use of local shops or that many are satisfied with what local shops provide at present. However, the response indicates that some changes could increase local custom and any increase would be beneficial. Therefore the analysis of Q22 & 23 should be made available to local shops and services.

With so many local shops having recently closed, it is important that the remaining local shops are well supported if even more are not to be lost; "Use them or lose them" is perhaps something that we all need to remember before it is too late.

Question 23. How often do you use these local shops and services?



The local shops and services most frequently used by respondents are the Post Office (56% of all respondents), the Chemist (53%) and Nisa/Village Roots (45%). Those that respondents claim to use most on an occasional basis are meals in pubs (52%), Rising Sun Restaurant (38%), Fish & Chip/Chinese Take-away (51%), Frome Valley complex (44%), Purple Orchid (42%) and Premier/Patco (37%). A few respondents feel that they should use local shops and services more than they do at present.

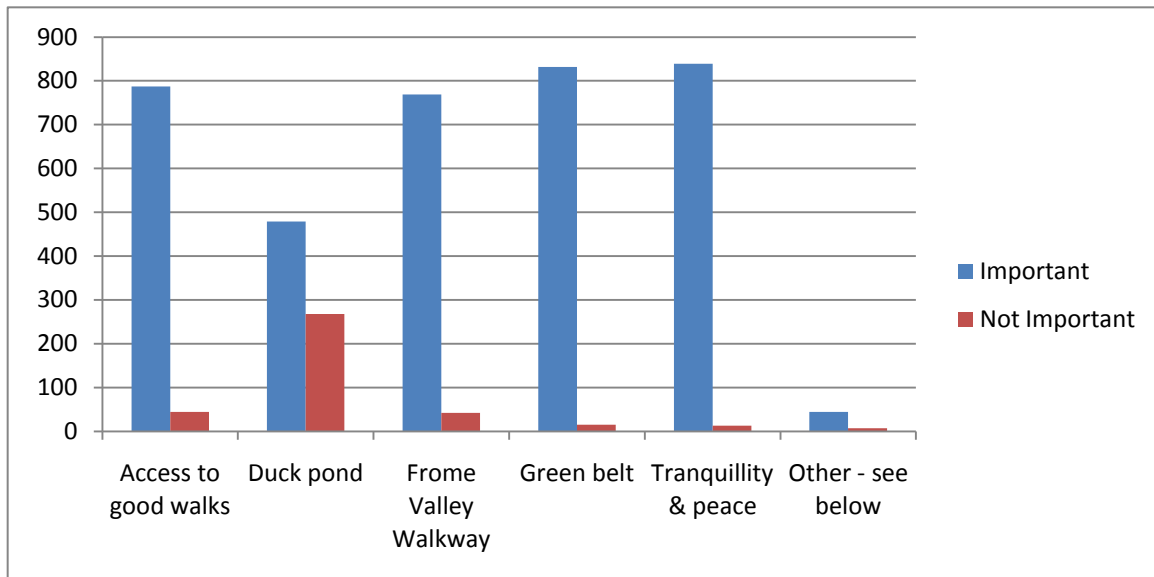
Those that most respondents never use are Crossbow and Brockeridge Coffee mornings (70% and 65% respectively), Blue Rock Pools (66%), Kitchen Shop (65%); milk or newspaper delivered to door (both 55%) although 18% - 20% do have these delivered frequently.

Many respondents stated that they did not know about some businesses (notably Blue Rock pools, Kitchen Shop and Crossbow Coffee morning) or did not know their location. A few respondents ticked answers when they perhaps meant Winterbourne facilities and not Frampton Cotterell/Coalpit Heath. VMW/Texaco garage (regrettably omitted from questionnaire) was mentioned by some respondents.

Some shops and services are in daily demand by many while others, by their very nature (eg carpet and kitchen shops) are not likely to be in constant use by residents, some of whom may use them when they need these less-frequently purchased items. The location of various premises may mean that they are used by nearby residents and not by those living at the other end of village. Elderly or infirm residents who are not within easy walking distance of local shops may prefer to catch the bus to shop elsewhere. Some respondents prefer to drive and do a big shop from a supermarket for reasons of convenience, wider choice, cost etc.

Some local shops and services would benefit from publicity, especially to residents not living close-by. Some businesses in our survey were fairly new and hopefully are becoming better-known.

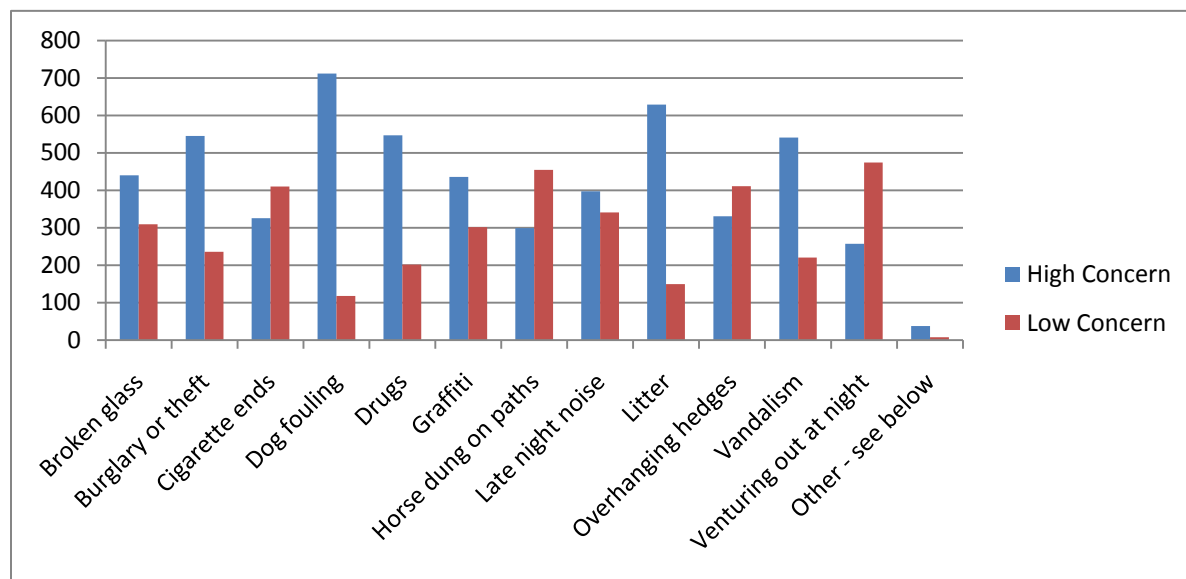
Question 24. Importance of Environmental Aspects



The vast majority of respondents felt that Access to Good Walks (84%), the Frome Valley Walkway (82%), Green Belt (89%) and Tranquillity & Peace (90%) are all important here. The Duck Pond at Park Farm is important to 51% of respondents while 29% felt that it was unimportant and several commented that it needs to be kept clean in order to be an asset. Some respondents were either unaware of this Duck pond or its location. A few comments were also made about other issues that are important (eg. friendliness, sports ground and pathways) and these are dealt with elsewhere in this report.

The majority value Access to Good Walks, the Frome Valley Walkway, the Green Belt and Tranquillity & Peace, showing that every effort should be made to maintain these. The Duck Pond cannot be cleared safely by volunteers without specialist equipment and although the Council clean the pond periodically, perhaps they should be notified when it needs attention. This is partially (possibly mainly) an on-going litter problem which is addressed in Q25 of this report. The location of the Duck Pond, near Beesmoor Road, could be made known to residents.

Question 25. Issues of Concern



The issues of highest concern for a majority of respondents are Dog Fouling (76% - many wrote exclamatory comments to emphasise their concern) and Litter (67%). Burglary or Theft (58%), Drugs (59%) and Vandalism (58%) are also of high concern although about a quarter of respondents (25%, 22% and 24% respectively) rate these as low concern.

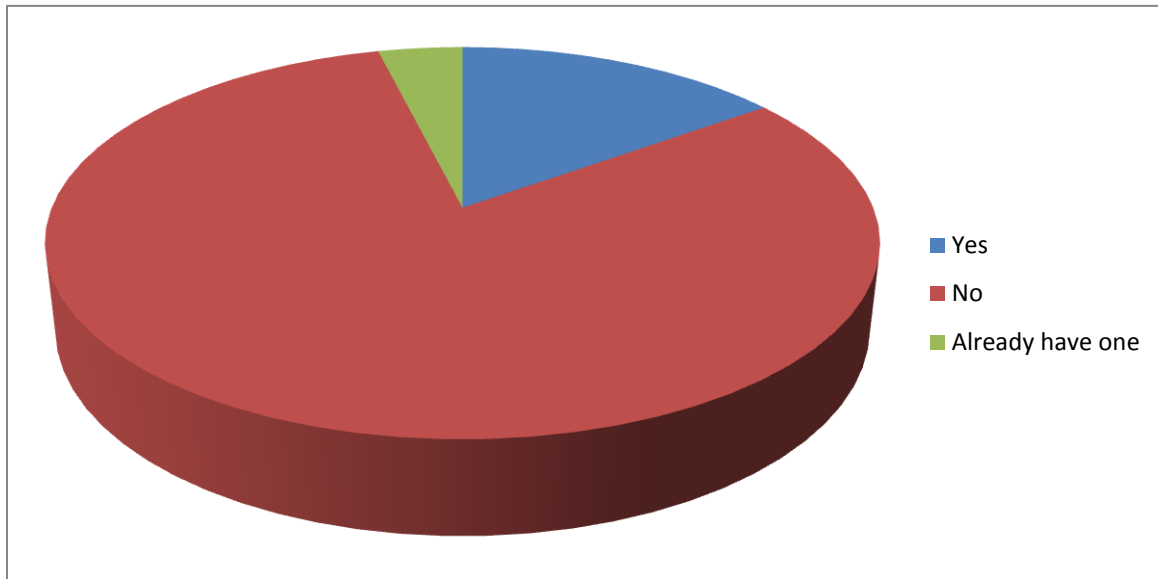
Almost half the respondents find Broken Glass (47%) and Graffiti (47%) of high concern while about one-third (33%, 32% respectively) rate them as low concern. Late Night Noise is of high concern for 43%, while 37% rate this as low concern. The remaining issues were rated as LOW concern by more respondents than found them a high concern. Other concerns mentioned by a few respondents: Anti-Social Behaviour (+ no light behind Zion), daytime bonfires and traffic.

For some issues, the level of concern varies according to the streets and areas experienced by individual respondents. Widespread Dog Fouling (with excessive Horse Dung on some paths) and Litter (with much Broken Glass in some areas) are issues that need addressing as priority – see also Q6, Q27 and Q28. (Note: these were also priority issues highlighted by the Youth Questionnaire.) A number of residents regularly keep the area near their home cleared and it would be helpful if more could be encouraged to find a few minutes to do this. At the time of the survey Village Action had an initial network of volunteer litter-pickers and has liaised with the solitary S.Glos Dog Warden but clearly more needs to be done. With so many concerned, at least we should be able to tell the Dog Warden of the worst places & time of offences.

Residents should be informed that Drugs remain high priority with the police, who ask residents to report details of all incidents or evidence of this and all Anti-Social Behaviour – this also informs them as to which areas to target. (See Q14 about Police)

NeighbourHood Watch schemes, where they exist (see Q4), have improved some issues of concern.

Question 26. If more allotments became available, would you want one?



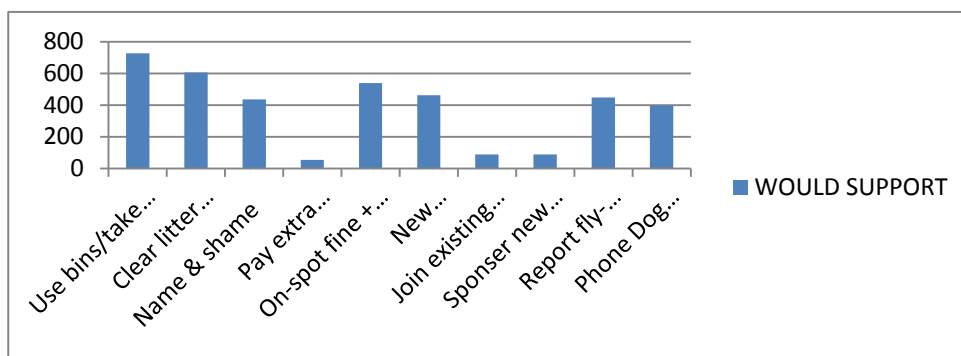
The overwhelming majority of respondents do not require an allotment and some gave reasons of age, no desire or having a sufficiently large garden. 34 respondents already have an allotment but 132 respondents would like an allotment if it were available.

Several stated that they had been on the waiting list for years and one respondent noted a desire for a smaller-sized allotment. One respondent offered some of their garden for use.

There is a demand in Frampton Cotterell & Coalpit Heath for at least 132 more allotments (even smaller ones). With the threatening economic situation, an increase in allotments would be beneficial for families to grow produce and to fill time advantageously.

The Parish Council should be approached concerning this issue. The local Allotment Society should also be approached to find out the numbers on their waiting list. Use of land on Frampton End Farm should be investigated as it is council land. Perhaps a reciprocal scheme could also be set up whereby some large gardens can be offered for use by another for the reward of some produce.

Question 27. Which solutions would you support to reduce litter, broken glass, dog fouling or fly-tipping?



A fairly high proportion of respondents support Using Litter Bins/Taking it Home (78%) and Clearing Litter & Glass near their House (65%). Over half the respondents would support On-the-Spot Fines with Officer Enforcement (58%), New Initiatives to Respect the Environment (49%), Report Fly-tipping (48%) and Name & Shame (47%).

Although 43% of respondents would Phone the Dog Warden a few, who had done this already, felt that it had little effect and that offenders need to be identified (see reported observations in Q.29). A minority (10%) would Sponsor/Part-Sponsor a new litter bin (one respondent had offered) or join the existing Litter-picking Group (10%). Paying extra Council Tax (6%) is not popular.

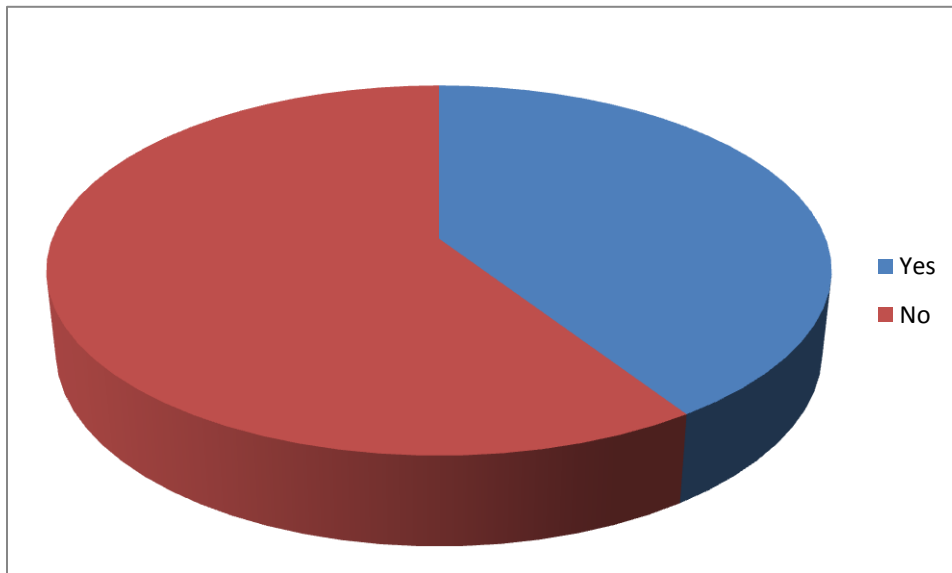
Support for anti-litter means that although some of our streets are relatively litter-free, other areas are particularly bad with some offenders being local residents of all ages (evidence on routes from local shops, schools and where youths gather) and other offenders driving through the village (evidence on busier roads).

The Parish Council could be asked to consider whether an Officer might be appointed and paid for out of the fines (this has worked in other areas). Those who would join the existing Litter-picking team (or litter-pick a certain area at a time convenient to themselves) should be encouraged to make themselves known to Village Action or the Brockridge Centre.

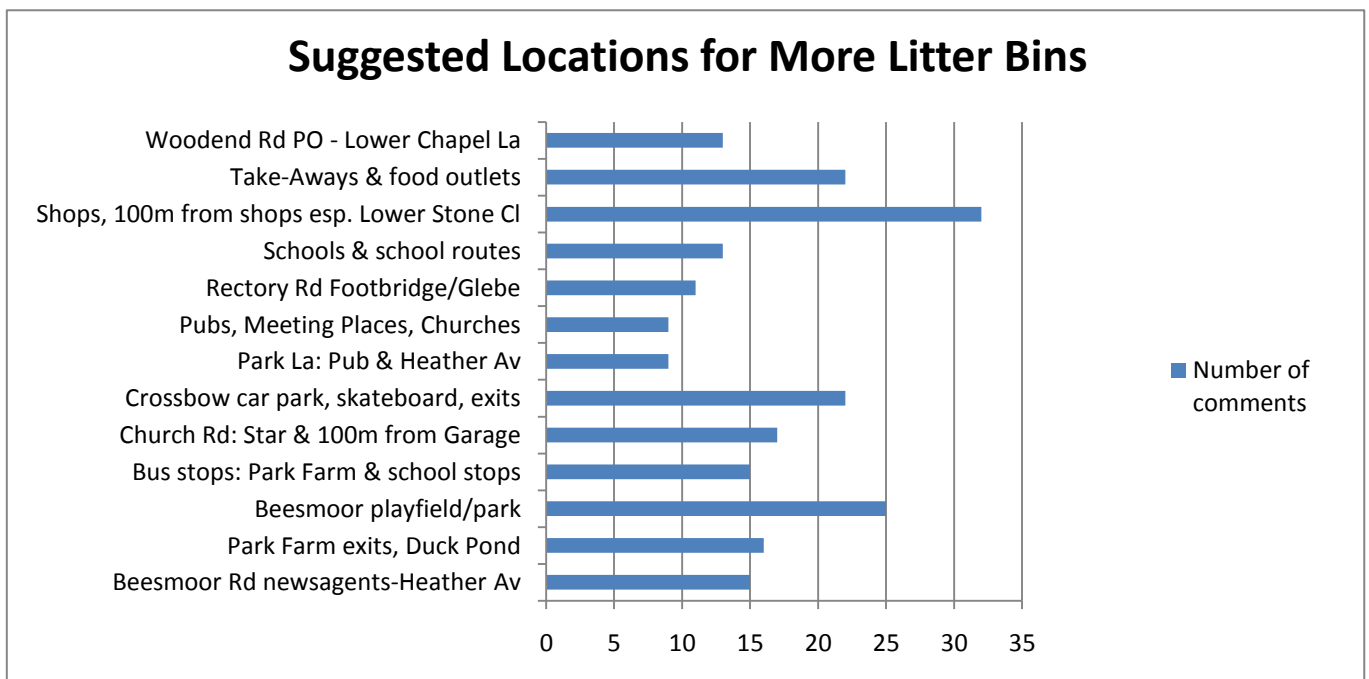
Location of dog and litter bins could be put on a local map and dog-owners made aware that their dog-bags can also be deposited in S.Glos litter bins. Reporting, education, campaigns and initiatives are important. The Green Dog Walkers scheme could be tried (dog has special collar or owner wears armband and carries extra bags to hand out) - gives recognition to responsible dog owners and a visible reminder to others; this could be introduced via dog training classes. Another initiative might be to circle fouling with flour as a warning not to step there and as a reminder to offender. See Q6, Q25, Q28 to 31, and Q57.

Reported Fly-tipping is usually cleared quickly, an encouragement for residents to be vigilant at (and on routes to) likely tipping sites. Councils (S.Glos & Bristol) could publicise policies for disposing of large items.

Question 28. Do you think there are enough litter bins in the village?



Of those who answered this question, 41% thought there were sufficient litter bins; 59% thought there were NOT enough. Many respondents commented that they were unaware of where bins are and some suggested that the bins are made more visible. Some commented that having more bins would encourage their use; others think that they are not used anyway in some cases. Several requested bigger bins or emptying them more frequently; another warned of overflowing bins and fire-risk. Some respondents suggested moving selected bins eg. move the bin from Brockeridge Centre path to the roadside and moving the bin outside chemist so that it is nearer the seat or the other end of seat.



Those respondents who thought there were insufficient litter bins were asked to suggest locations for more bins and there were a myriad of proposals. Many respondents suggested bins are placed all over Frampton & Coalpit Heath, at every street corner, a minimum of one per street, every 500m and at locations where youths congregate.

Some suggestions were vague, others were more precise. From the numerous responses, the suggestions have been grouped together to make the analysis more helpful. The locations receiving the most comments are shown on the graph.

Other suggestions included: Oldlands Avenue (grass by seat & lane to PO), Ridings Road, Park Farm estate, by the former Golden Lion, both ends of Harris Barton & Nightingale Lane, Clyde Road/Sunnyside, the riverside, Mill Lane/Centenary Field, Frampton End Road, Alexandra Road & lanes; various back lanes especially by Windmill and lanes off Newlands Avenue ; fields & open spaces.

An overwhelming majority of precise comments (82) suggested more bins are placed near, and at approximately 100 metre distances from, shops, take-aways and food outlets - especially those in Lower Stone Close but also those in Woodend Road and Green's Newsagent in Beesmoor Road.

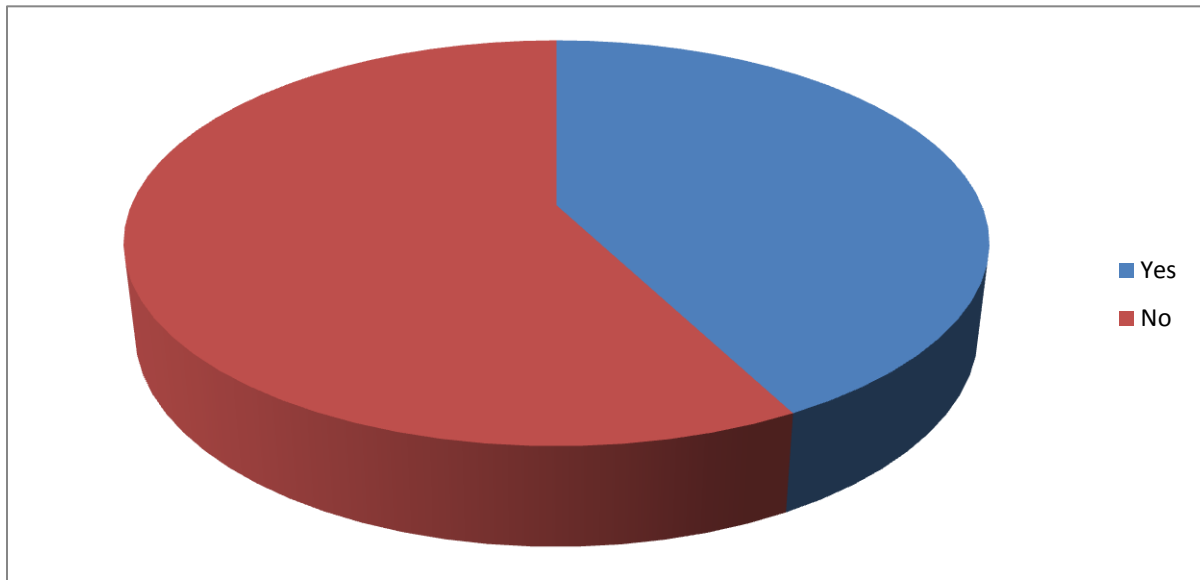
More bins were suggested at the playing fields, parks and play areas: Beesmoor Road playing field (25 comments), School Road car park with surrounding area & skateboard (22) and the area around Park Farm park with duck pond (16). Suggestions were made for bins to be placed at schools and on school routes including Parsons Bridge on Rectory Road (24); Church Road especially near The Star and 100m from the Garage shop (17). Outside pubs, churches and meeting places were also mentioned (9).

Since numerous respondents were unaware of the location of existing bins and also many suggested putting new bins where they already exist, a map showing the position of litter bins could be produced for residents (possibly engaging the help of the Standbrook green Residents' Handbook).

The Parish Council and/or S Glos Council should be approached to supply or move litter bins to noticeably bad areas and encourage local business to part-sponsor a bin. The Parish Council and/or S Glos Council should also be asked to investigate the possibility of providing a new bin or moving the bin from Brockridge Centre path to the roadside and moving the bin outside the chemist (in Lower Stone Close) so that it is nearer the seat or the other end of the seat; also to re-consider the position of the bin that is almost hidden at the side of Nisa store in Woodend Road.

The possibility of making the bins more visible could be investigated if it is felt necessary and is not detrimental to the appearance of our village.

Question 29. If a dog owner, do you think there are sufficient dog bins?

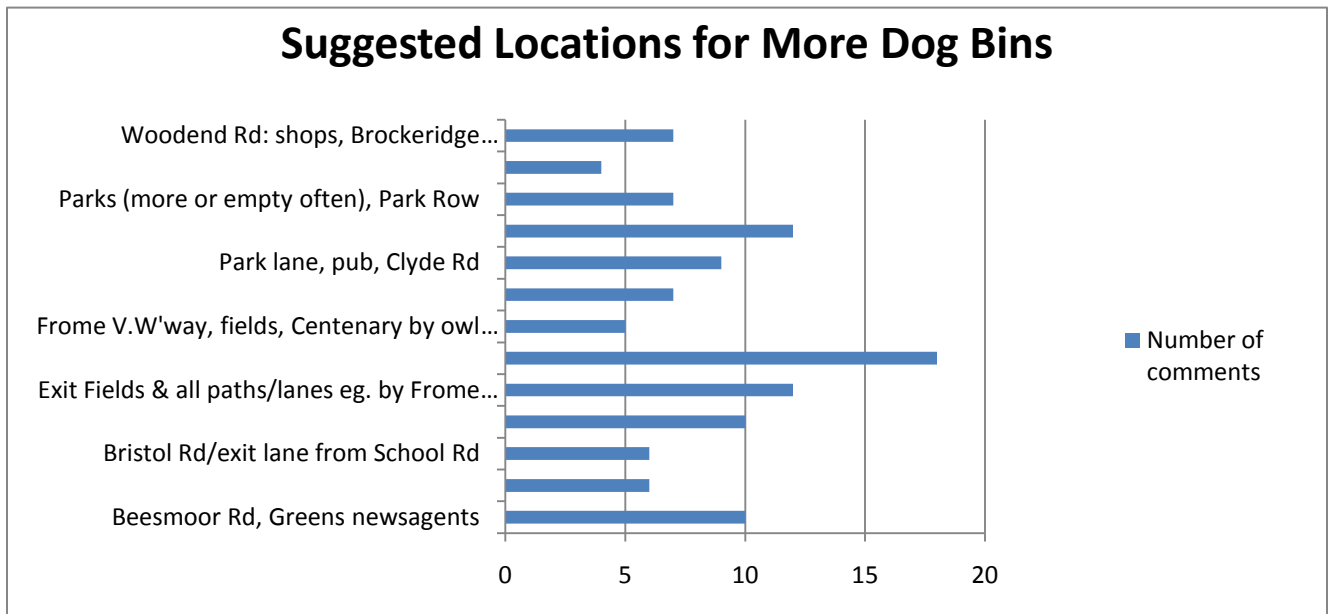


215 of the respondents said they are dog owners.

58% of the dog-owning respondents think that there are NOT sufficient dog bins.

42% of the dog-owning respondents think that there are sufficient dog bins.

Question 29b. Dog owners who thought there were insufficient bins were asked to suggest locations for more.



This question resulted in a variety of comments. Some suggestions were vague, others were more precise. From all the responses, the suggestions have been grouped together to make the analysis more helpful. The locations receiving the most comments are shown on the graph.

Other suggestions included: Boundary Road, Heathcote Lane, Downfield, Ridings Road/Bell Road, The Glebe field near Rectory Road and by the Tudor houses in Rectory Road. One person requested that the street bins should be reached without having to walk on mud.

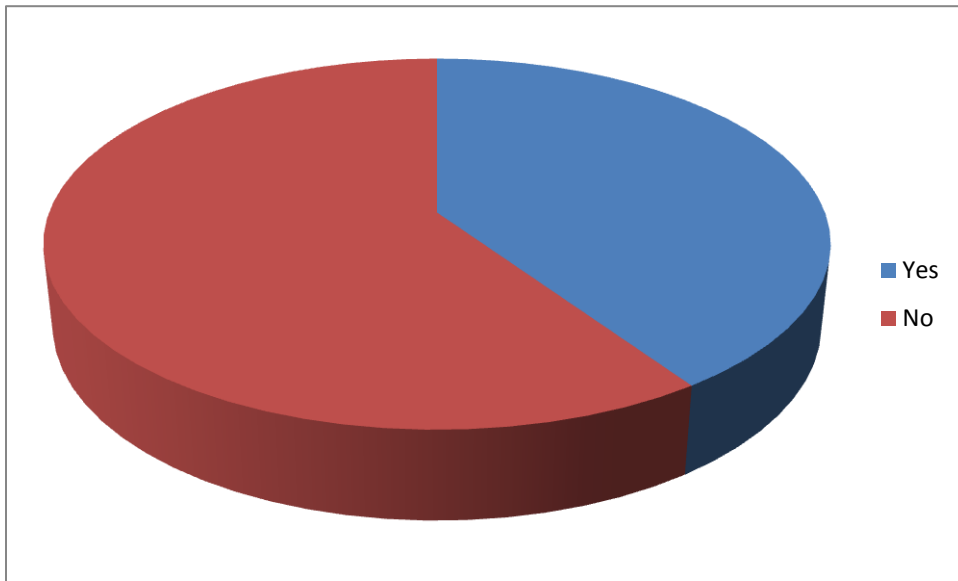
Responding dog-owners generally feel there should be many more dog bins in streets and green areas everywhere and some suggested twice as many. Responses declared that there are either insufficient dog bins or that the existing ones should be emptied more frequently because they soon become full, notably bins in the parks and the one on the corner of Woodend Road and Lower Chapel Lane. A few places named by respondents are outside the civil parish of Frampton Cotterell and therefore have been omitted from this report (see Q. 7).

The following observations were also noted: there is excessive dog fouling on pavements in Woodend Road (between Bockeridge Centre and Zion Church), Lower Stone Close (opposite Bockeridge School), Footes Lane (opposite the houses by Beesmoor Road) and pavements along School Road (Crossbow side). Respondents commented that people bring a dog to the park, slip its lead and consequently there is dog mess everywhere where children and others play. Filled dog bags are often abandoned in hedges, on footpaths or left hanging on trees. Notices were requested.

Since 58% of the responding dog owners feel there are insufficient bins and their comments reveal that many are not emptied often enough, the situation obviously needs investigating. It is possible that residents are unaware that S.Glos Council now allow dog bags to be deposited in their litter bins (if there is no dog bin), which immediately more-than doubles the number of bins and also covers many of the suggested locations for extra dog bins. This change in policy should be publicised widely.

Other observations that are reported above are discussed in question 27.

Question 30. Are the dog bins emptied often enough? (Question for dog-owners)



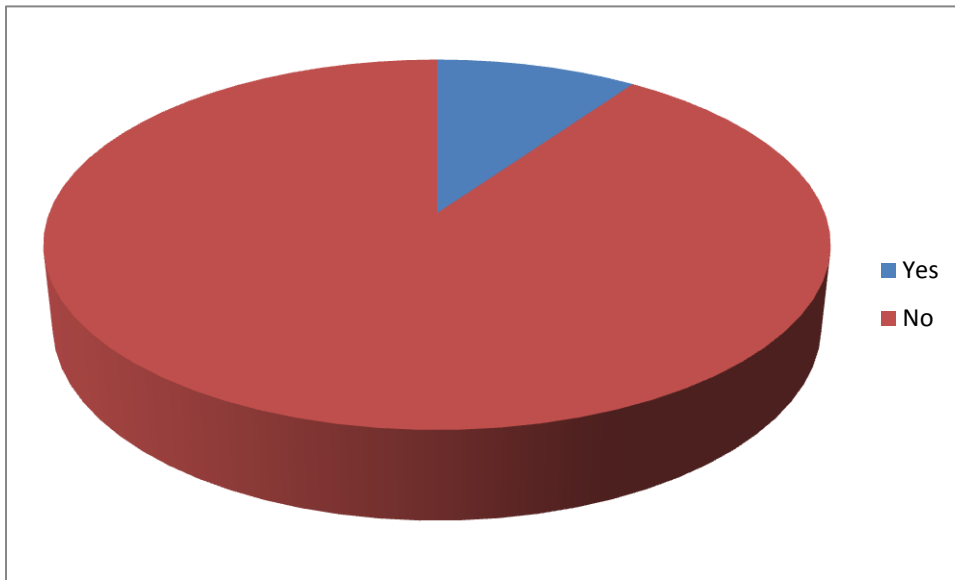
257 people responded to this and of these respondents, 60% think dog bins are NOT emptied sufficiently frequently and 40% think that they are emptied often enough.

Clearly, the majority of those who responded to this question see the evidence that dog bins are not emptied sufficiently frequently and particular bins are often seen overflowing. It may be possible that the response to this question varies according to the streets and areas experienced by each respondent. However, this obviously needs to be addressed.

S Gos empty their bins (numbered bins on public highways) at least once per week and more frequently if there is seen to be a need. The Parish Council are responsible for the dog bins on Parish Council land (eg. parks) and their bins are not numbered.

Those who empty the bins could be requested to ensure that the new liners are put in the bins in such a way that dog bags are not lodged near the top which gives the false appearance of full bins (see Q.28)

Question 31. If you answered No to Question 30, have you ever reported a full dog bin (giving number on bin) to the dog warden, phone 01454 68000?



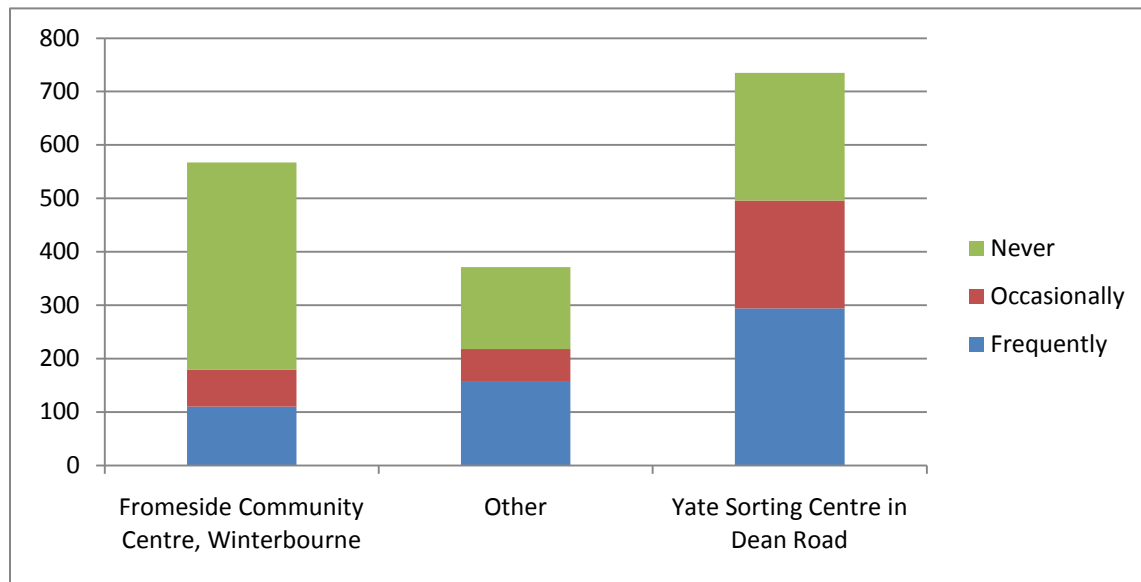
There were 205 respondents to this question; of these only 10% said that they had reported a full dog bin while 90% had never reported a full dog bin.

5 respondents commented that they were either unaware that full bins could be reported or did not know the phone number and some said they would now report full bins in future. 3 respondents commented that they had not seen or noticed a bin number.

Since 90% of respondents have never reported a full dog bin and yet 60% reported (in Q.30) that dog bins were not emptied sufficiently frequently, it follows that the appropriate information and encouragement are required to report full numbered dog bins to S Glos (01454 868 000) or unnumbered bins in parks to the Parish Council (01454 868 370).

This information should be disseminated to residents by all methods available.

Question 32. How often do you/your family use plastic recycling facilities?



Of the 933 respondents to the questionnaire, 496 (53%) used Yate Sorting Centre, of which only 294 (32% of respondents) used it frequently, 179 (19%) used Fromeside Recycling, of which 110 (12% of respondents) used it frequently and 210 (23%) used other recycling facilities, of which 158 (17% of respondents) used them frequently.

388 respondents (42%) never use Fromeside Recycling and 239 (26%) never use Yate Sorting Centre.

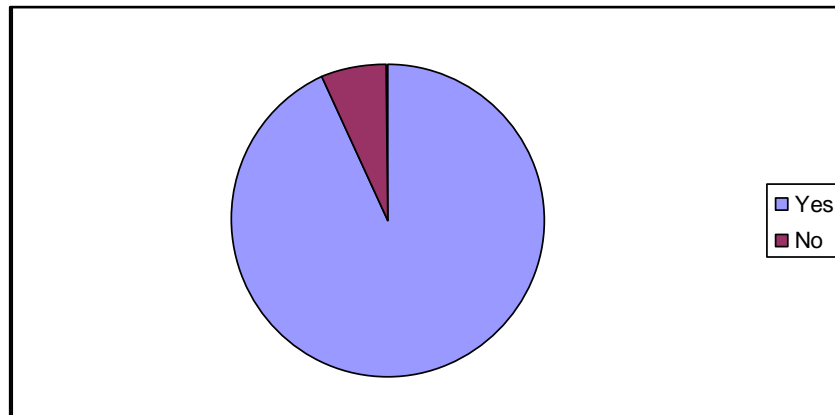
44 respondents named the 'other' facility at the supermarket where they shopped. Several commented that they were unaware of the location of these two recycling places. A few felt that it was either too far or they had no transport to the recycling facility. A few comments suggested that some respondents may have ticked Yate whether they used the Sorting Centre for plastics or for other recycling.

From the data analysis so far, we do not yet know whether some of those using one facility are the same respondents as those using another facility; nor how many use more than one facility.

We do know that between 294 (32%) and 562 (60%) of respondents use plastic recycling facilities.

Since the questionnaire was completed, S Glos Council has introduced kerbside collection for plastic recycling in Frampton Cotterell and Coalpit Heath. It will be interesting to discover the effect of this on the rate of plastic recycling in the area.

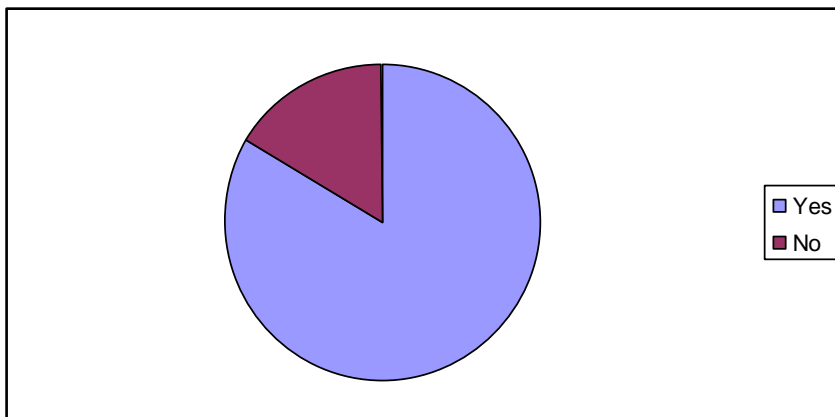
Question 33. Would you use a Plastic Recycling facility if it was available in the village?



881 (87%) respondents would use a plastic recycling facility if it became available in the village and 59 (6%) would not use a plastic recycling facility if it became available in the village. Additional comments by respondents show overwhelming support for a recycling facility in the village. Several respondents requested that wax cartons (tetra packs) be included.

This response shows that a more local plastic recycling facility would be popular and used.

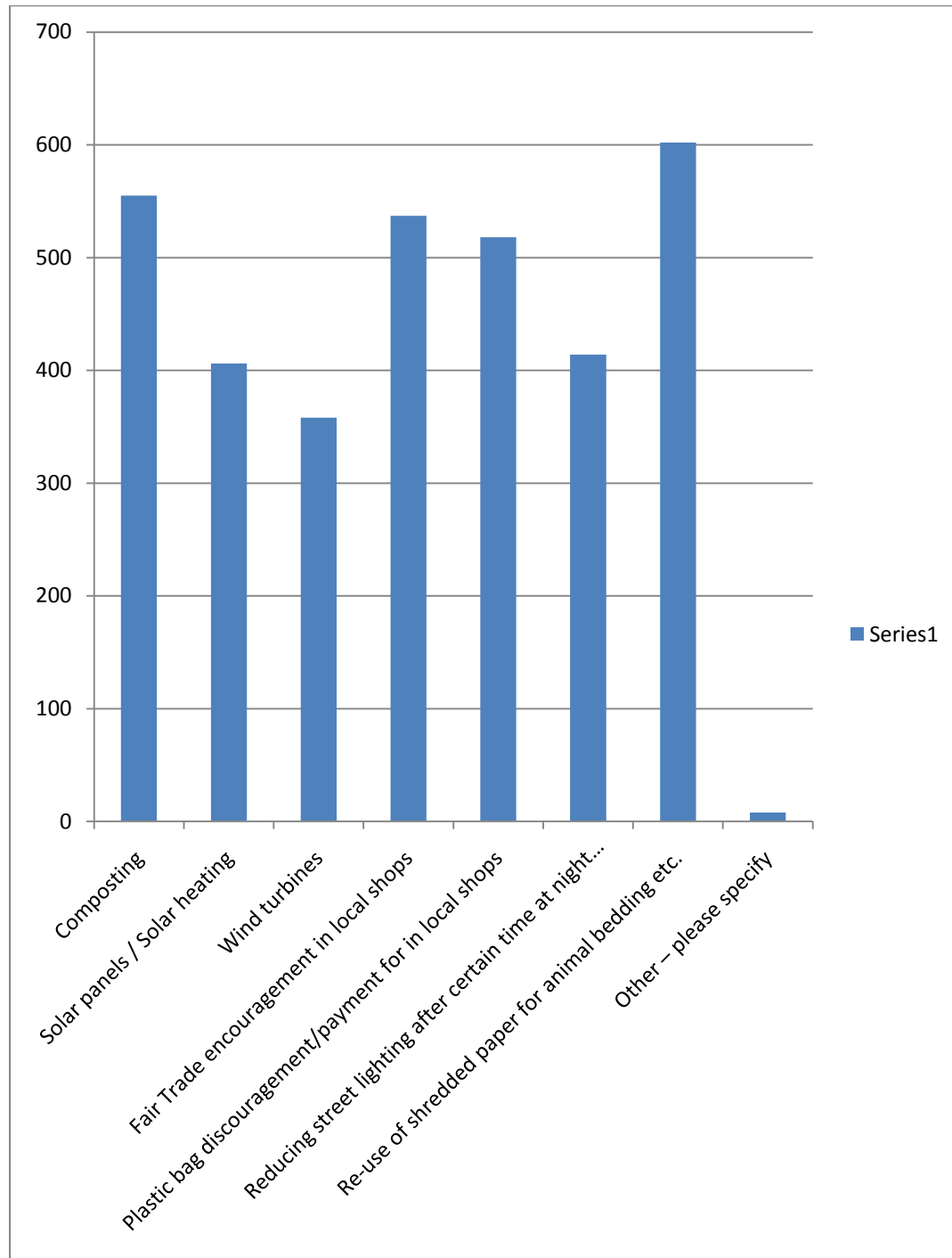
Question 34. Do you/your family consider a doorstep collection important for plastics?



726 (78%) of respondents consider doorstep plastic collections important; 142 (15%) do not. Four respondents who supported this were concerned about extra expense or increased council tax.

Since the questionnaire was completed, S Glos Council has introduced kerbside collection for plastic recycling in Frampton Cotterell and Coalpit Heath. Therefore no further action is required with this at the present time but perhaps the possibility of including Tetra packs could be investigated (Q33 comments) and other plastics (3 comments on Q34) in the future.

Question 35. Which of these community initiatives would you support?



Respondents showed most support for “re-use of shredded paper for animal bedding etc.” with 602 (65% of respondents) supporting it. The next most popular initiatives were “Composting” with 555 (59% of respondents) supporting it. One respondent commented about rats.

“Fair Trade encouragement in local shops” with 537 (58% of respondents) supporting it and “Plastic bag discouragement, or payment for, in local shops” with 518 (56% of respondents) supporting.

“Solar panels or solar heating” and “Reduced street lighting eg. midnight to 5am” would both be supported by 44% of respondents (406 and 414 respectively). There were a few comments on the cost of solar panels. Comments about reduced street lighting mainly included:

agree but not till 1am, after pubs shut; agree for main road, not in village; No: would increase crime & accidents and reduce safety.

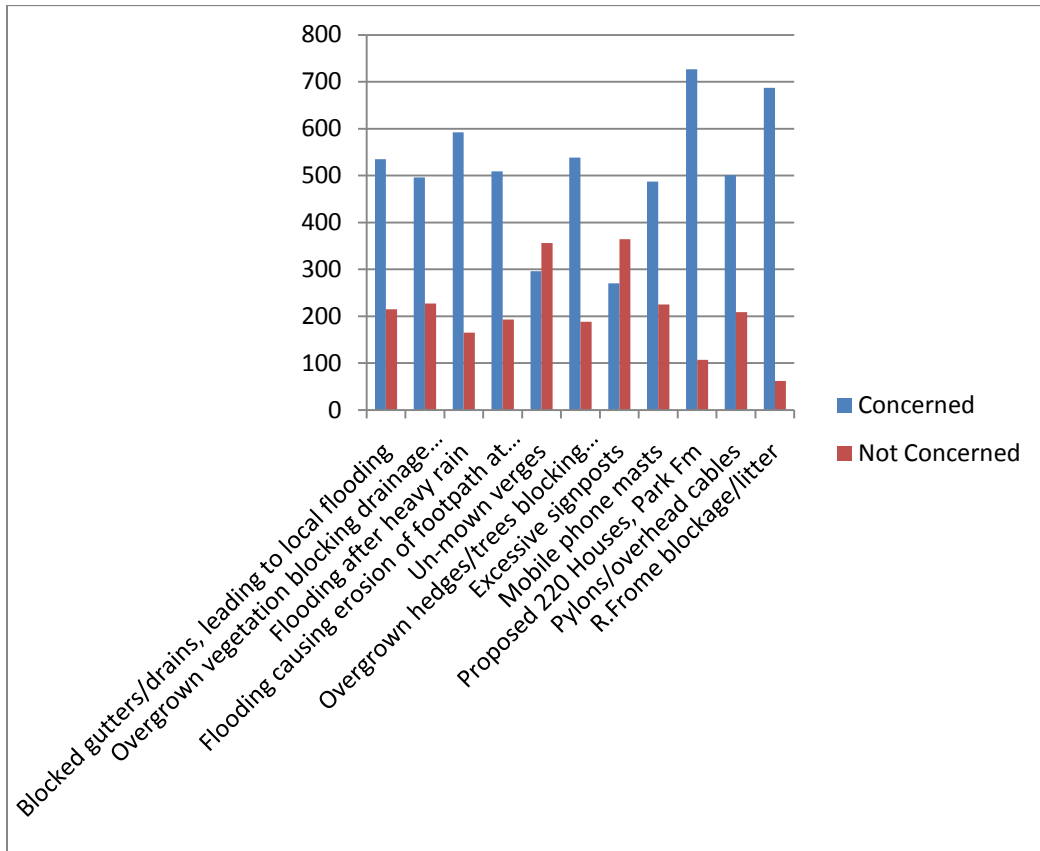
“Wind turbines” were least popular with 358 (38% of respondents) supporting. There were a few comments on cost and one on visual pollution plus another suggestion to make them sculptured.

The most supported initiatives of shredded paper re-use, Fair Trade encouragement and plastic bag discouragement should be investigated while home composting and council collections for composting will no doubt continue to be encouraged through existing channels.

The government initiative for ‘Feed-in Tariff ‘ payments to those producing green energy (eg solar panels) should be explained and encouraged in local publications.

The findings and comments about street lighting reduction have already been passed to the Parish Council who will discuss this and inform S Glos Council. The findings on Wind turbines can be used to inform any future suggested project.

Question 36. Are you/your family concerned about any of these environmental issues in Frampton Cotterell?



The majority of respondents are concerned about most of these issues, with well over half showing concern, despite a number of respondents not ticking but commenting that they were either unaware of certain issues or unaffected by them. Most concern was shown for the proposed houses at Park Farm (79%), for River Frome blockage (74%) and flooding after heavy rain (63%). Perrinpit Rd, Old Gloucester Rd, Frampton End Rd and Hilly fields were named for problem flooding.

Between 52% and 58% of the total 933 respondents are concerned about the following issues:

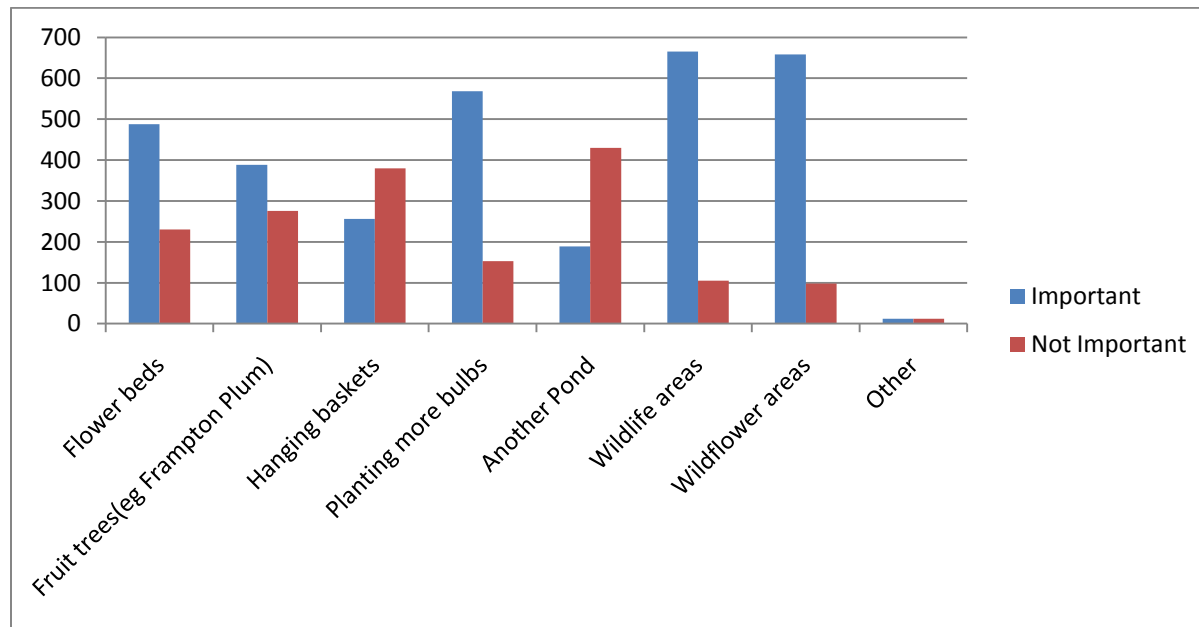
- overgrown hedges & trees blocking signs and thoroughfares
- blocked gutters/drains leading to local flooding
- erosion at Nightingale Bridge
- pylons/overhead cables
- overgrown vegetation blocking drainage ditches leading to local flooding
- mobile phone masts.

More respondents were not concerned about excessive signposts (39% unconcerned) and un-mown verges (38%) than were concerned (29% and 32% respectively). Two comments showed concern about the radio mast planned for Frampton End and one about excessive road markings.

The results of this survey were used in 2010 by Councillors in an attempt to stop the building of houses in Park Lane. Although objections were eventually over-ridden, the number of houses was reduced and there are certain conditions with provision for new amenities locally.

The above findings will be presented to the Parish Council and S Glos Council in order to show the need for these issues to be addressed and/or monitored.

Question 37. Which of these do you consider important to provide in public areas of Frampton Cotterell and Coalpit Heath?



The most popular items to provide in public areas are wildlife and wild flower areas (both important for 71% of respondents and unimportant for 11%); planting more bulbs (important for 61%, not important for 16%). Mention was made that wildlife and wildflowers are very important, that we have lots around us and an initiative for residents to grow their own wildflowers, bulbs and fruit trees was suggested.

Flower beds and fruit trees in public places are important for about half the respondents (52% and 42% respectively). Comments included possible vandalism, cost, labour intensive flower beds, low maintenance trees, and the importance of safeguarding Frampton Plum and our native woodland.

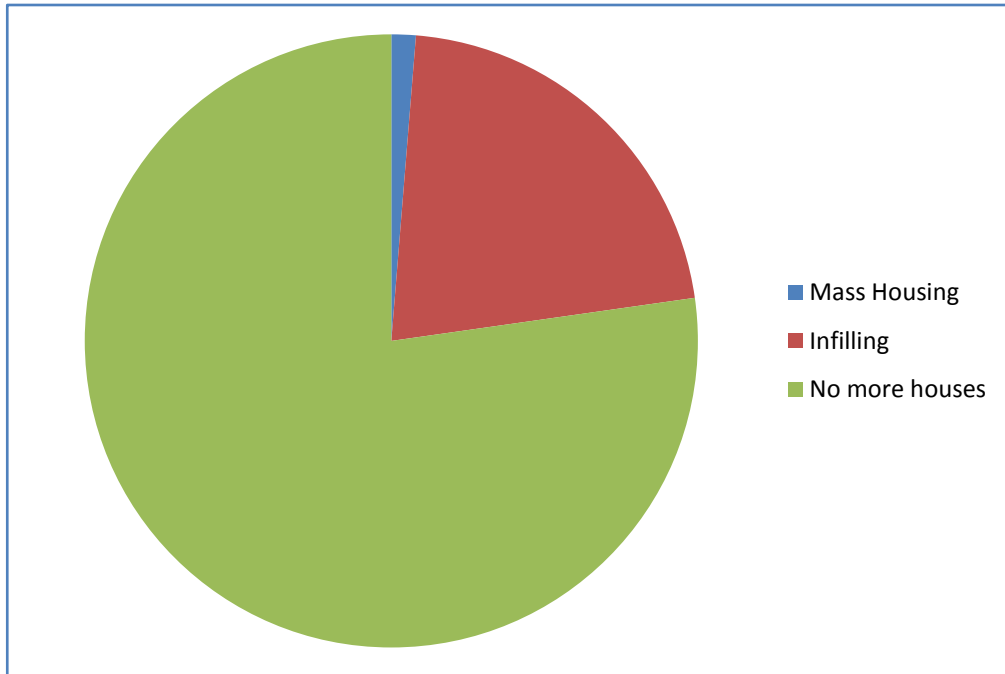
Hanging baskets and another pond were the least popular, with roughly twice as many respondents finding each not as important as those that deem them important. Comments included cost, high maintenance and possible vandalism. Mention was made of a fishing pond.

More seating around the village and in playing fields was suggested by several respondents.

Responses, including comments, show that the wild areas that surround us are appreciated by residents and that, although other items were pleasant, present economic times may not warrant the initial cost and maintenance of some. Planting more bulbs could be investigated together with the suggestions to encourage residents to plant their own wildflowers, bulbs and fruit trees. Perhaps permission could be sought from the Parish Council and S Glos Council and then residents encouraged to plant bulbs and wildflowers in specified grassland in the village. Some residents will have cherry trees that were provided as a council project some years ago. The existing village project to increase the number of Frampton Magnum Plums here could be advertised and encouraged more. A plum orchard (using existing saplings) on public land, like the apple orchard in the Glebeland, might be considered.

More public seating could be investigated, possibly as memorial seats and perhaps some picnic tables.

Question 38. How should the village grow?

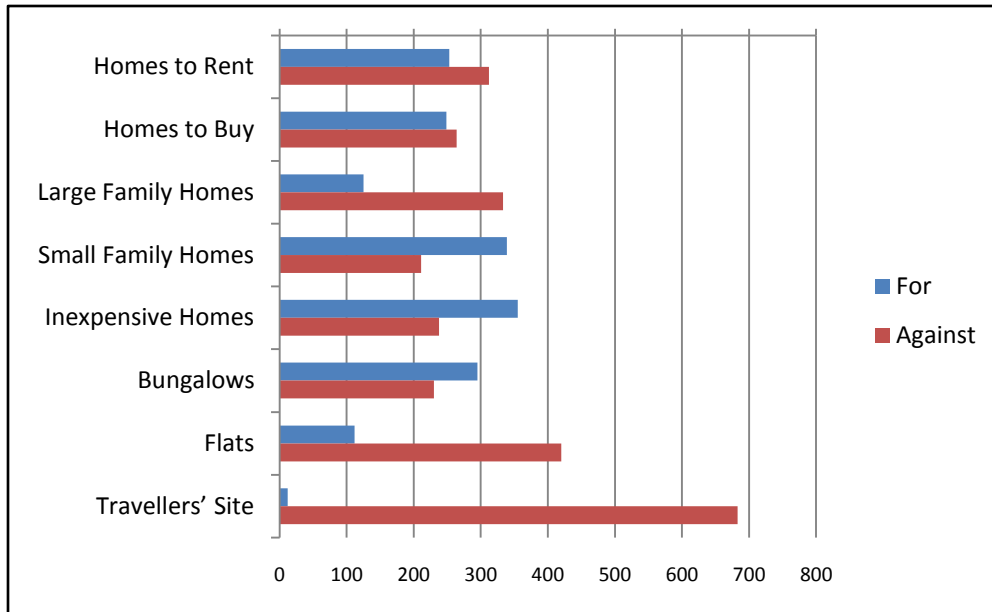


71% of respondents favoured no growth, 20% favoured infilling and 1% supported mass housing.

Of those supporting infilling, people expressed concerns that these were often done to high density with little or no space for gardens and limited parking space resulting in more cars parked on the streets. Those opposed to more houses cited traffic and loss of village identity as reasons.

See Q 6, 36, 40, 55

Question 39. Which kind of new accommodation do you think we need in the village?



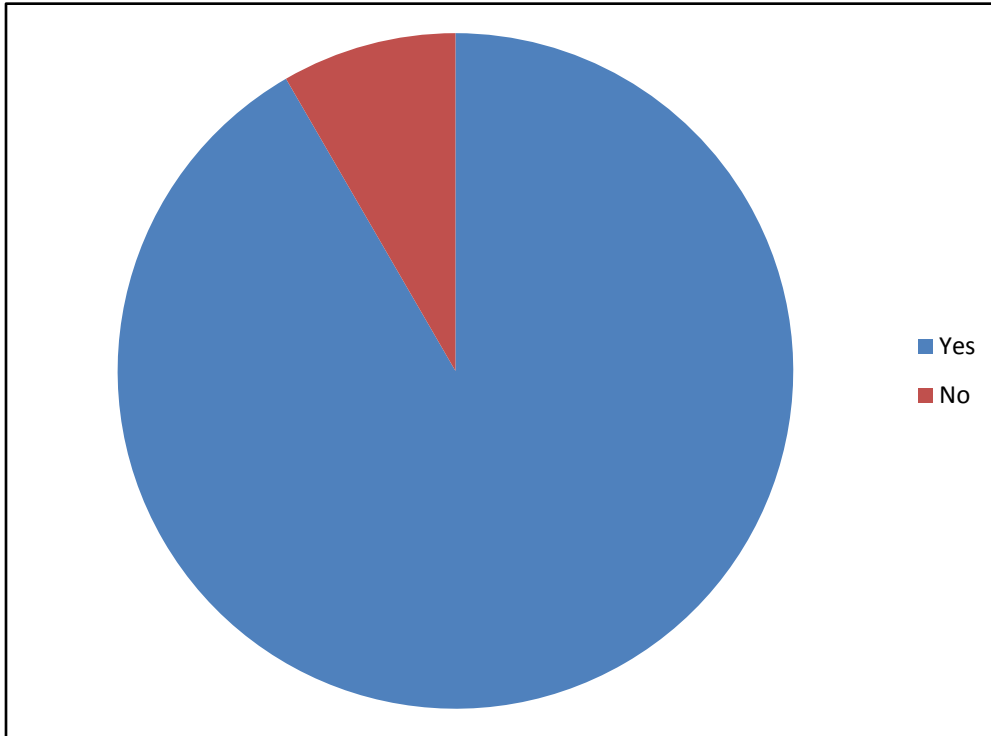
More people were in favour of small family homes, bungalows and inexpensive homes than were against. In contrast, fewer respondents were in favour of flats and large family homes than were against. There was overwhelming opposition to the provision of a site for travellers.

Almost equal numbers were in favour of homes to rent and homes to buy but more were against these options than in favour of them.

More people were against both homes to rent and homes to buy than were in favour. This probably reflects the answers to Question 38 which indicated that people were generally against the idea of large scale development in the village.

The results of this question, Q38, 40 and 55 should be made available for the Councils.

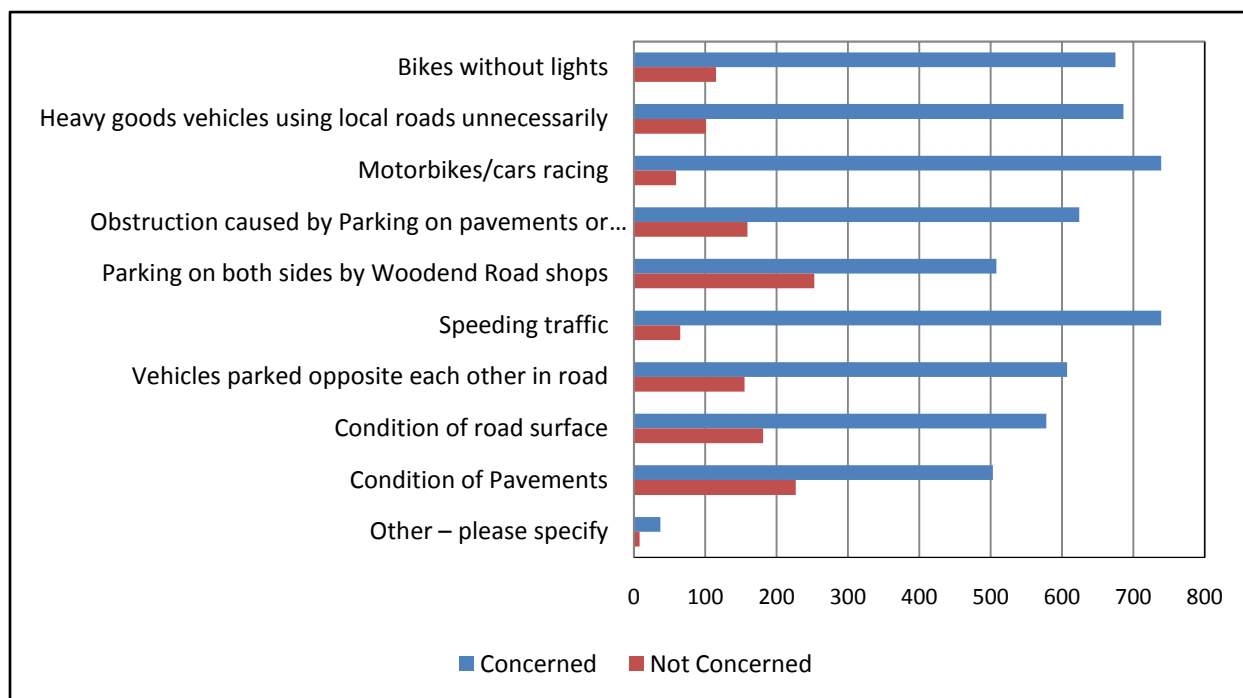
Question 40. Do you consider a new flood prevention scheme essential if more houses are built?



76% supported the need for such a scheme compared to 7% who did not consider it essential.

This overwhelming opinion will be shown to S Glos and the Parish Council.

Question 41. Are you/your family concerned about these road safety issues?



The results show that many people are concerned with most of the issues which were identified in the questionnaire. Speeding traffic and cars/motorbikes racing were particular concerns for 79% of respondents. Beesmoor Road, Heather Avenue, Park Lane and Church Road were specifically mentioned as trouble spots.

Riding bikes without lights and heavy vehicles using local roads unnecessarily were of concern to 72% and 74% of respondents respectively.

Issues related to parking, ie parking on pavements; parking near Woodend Road shops; and vehicles parked opposite each other in the road were also of concern to many people (67%, 54% and 65% of respondents respectively). Of other parking issues identified the most common one was parking near to schools for drop-off/pick-up. However, some people felt that legally parked cars had a beneficial effect in slowing down the traffic.

People were asked to identify specific roads where they had concerns about the conditions of the road surface or the pavement. There were widespread concerns which are summarised below:

Pavement	Concern
Beesmoor Road	Pavement surface and parking on pavement
Bristol Road	Pavement surface
Church Road	Pavement surface and parking on pavement opposite shops
Clyde Road/Goose Green	Pavement surface
Park Lane	Narrow pavements
School Road	Narrow pavements and difficult camber for prams
Woodend Road	Pavement surface and parking on pavement

Road	Concern
Beesmoor Road	Condition of the road surface and need for safe crossing
Causeway	Condition of the road surface
Church Road	Condition of road surface and speed of traffic
Clyde Road	Parked cars including at junction with Ryecroft Road
Court Road	Parking particularly near Frome Valley Medical Centre
Frampton End Lane	Recently resurfaced but still in poor condition. Poor drainage = flooding
Footes Lane	Condition of road surface particularly at junction with Beesmoor Road
Lower Chapel Lane	Parking
Lower Stone Close	Parking particularly between chip shop and junction with Church Road
Meadow View	Condition of road surface and parking near junction with Church Road

Road	Concern
Park Ave	Road surface
Park Lane	Condition of road surface, speeding traffic, parking of large fairground vehicles
Perrinpit Lane	Condition of road surface
Rectory Road	Parking during school drop-off/pick-up
School Road	Condition of road surface and volume of traffic
Woodend Road	Parking around Village Roots store and Post office

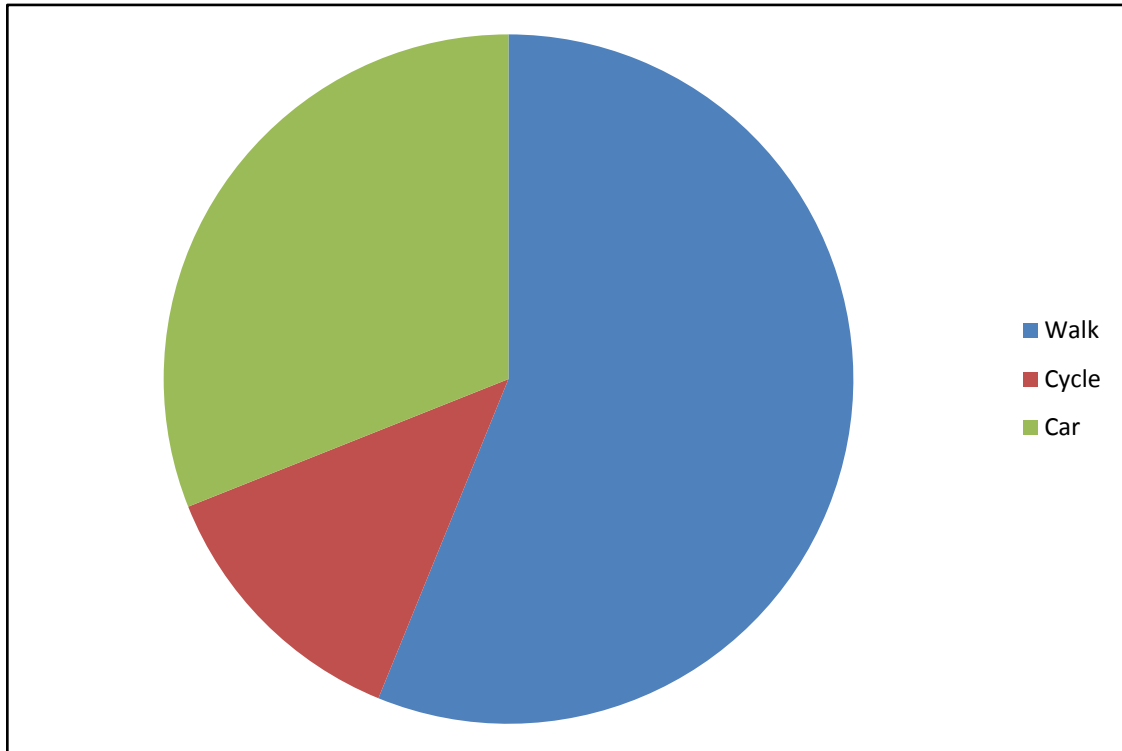
Road safety is obviously of great concern to many people in the village. In the older parts of the village, narrow lanes may force residents or visitors to park on the roads and sometimes to obstruct pavements. In newer developments, some people feel that insufficient parking space is allowed per property thus resulting in similar problems. In either case selfish or thoughtless behaviour by some people increases risks to others, eg wheelchair users or people with pushchairs (often accompanied by walking infants) who are forced into the road.

Both speeding traffic and the volume of traffic are problems on the straighter, through-roads and also the twisting, narrow internal roads of the village – see Q6 and Q57.

There was widespread concern about the condition of road surfaces and pavements with many people responding that the whole village suffered from these problems. Some of these concerns may have been addressed since the questionnaires were returned, eg pavements in Woodend Road and Park Lane have recently been resurfaced. However no doubt new problems will continue to emerge and will need to be addressed specifically by the local council. In places, pavements have been damaged by vehicles parking illegally and expensive repairs have cost us all. Similarly, grass verges have been destroyed and made unsightly by thoughtless parking.

This question should be shown to the appropriate agencies. See also Q6.

Question 42. If you have a child at a local Primary School, how do they travel to School?



Of 203 respondents, 56% walked, 13% cycled and 31% used a car.

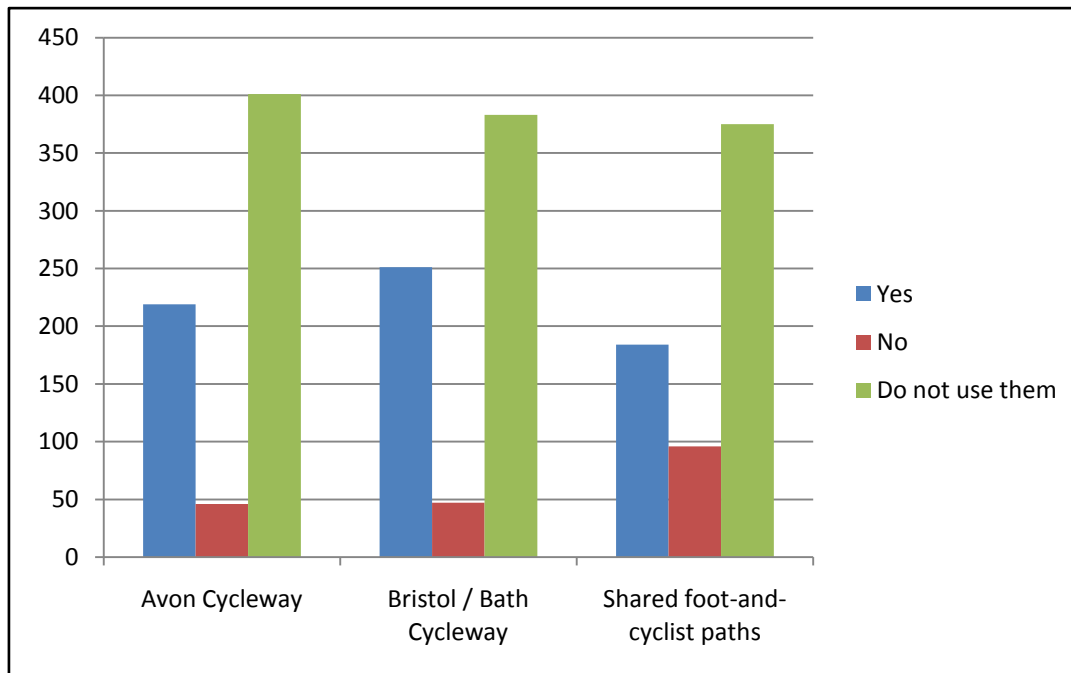
As a supplementary question, people were asked whether they would support a “walking bus” to/from their primary school. 97 respondents were in favour, 49 were against this idea.

31% of respondents using a car represent 63 car journeys at the beginning and end of the school day. This is perhaps not surprising given that the village is relatively spread out and there are some busy roads to cross or walk along. However it does have a knock-on effect to road safety with parking problems being reported near to schools in a previous question.

It is not clear from responses whether a “walking bus” approach would reduce the number of car journey or would be used by people who are already walking with their child. Certainly a few people stated that their journey was too long so walking was not feasible.

The analysis of this question should be made available to schools, parents and other associated agencies.

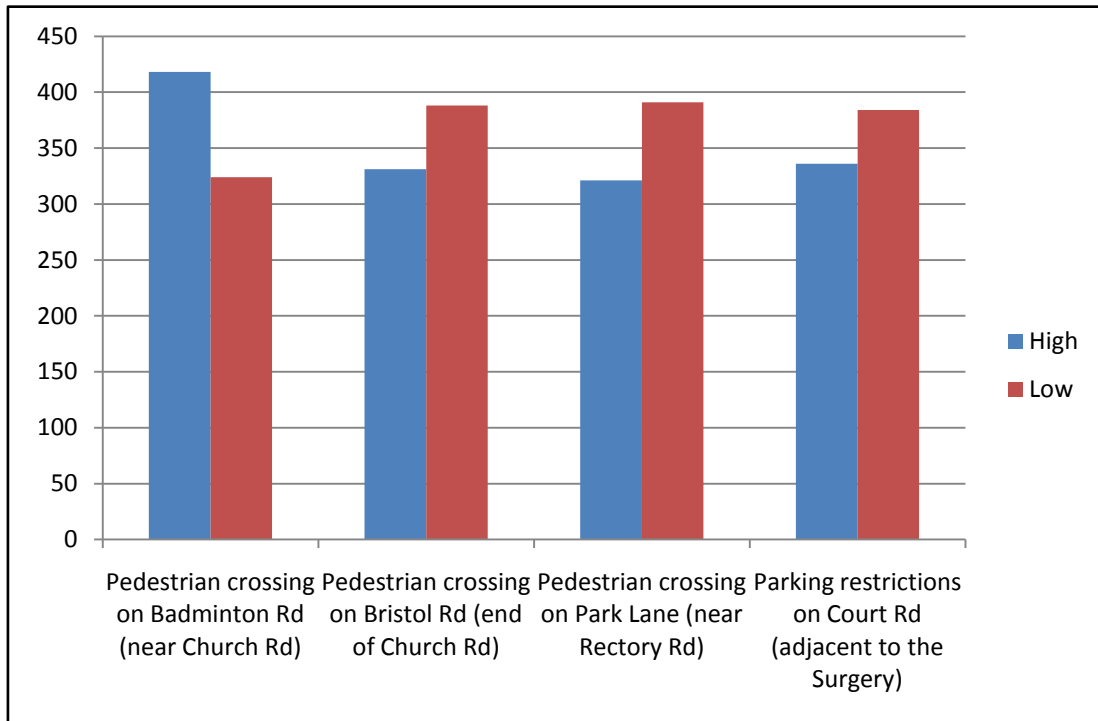
Question 43. Do you consider these Cycle Routes adequate and safe?



Question 43 asked whether respondents used the local cycle routes and whether they felt that they were adequate and safe. Of those who used them (between 250 and 300 of respondents), the majority felt that they were adequate and safe. For paths shared by pedestrians and cyclists, the difference between those who felt that they were adequate and safe and those who did not was less marked than for the established Avon Cycleway and Bristol/Bath Cycleway.

There are few shared cycle and footpaths in Frampton Cotterell and Coalpit Heath. It is possible that the signage needs to be checked for these so that rules are clear. Is it possible that those feeling them unsafe are referring to the idea of a shared pathway rather than actual experience?

Question 44. How do you rate the need for the following?

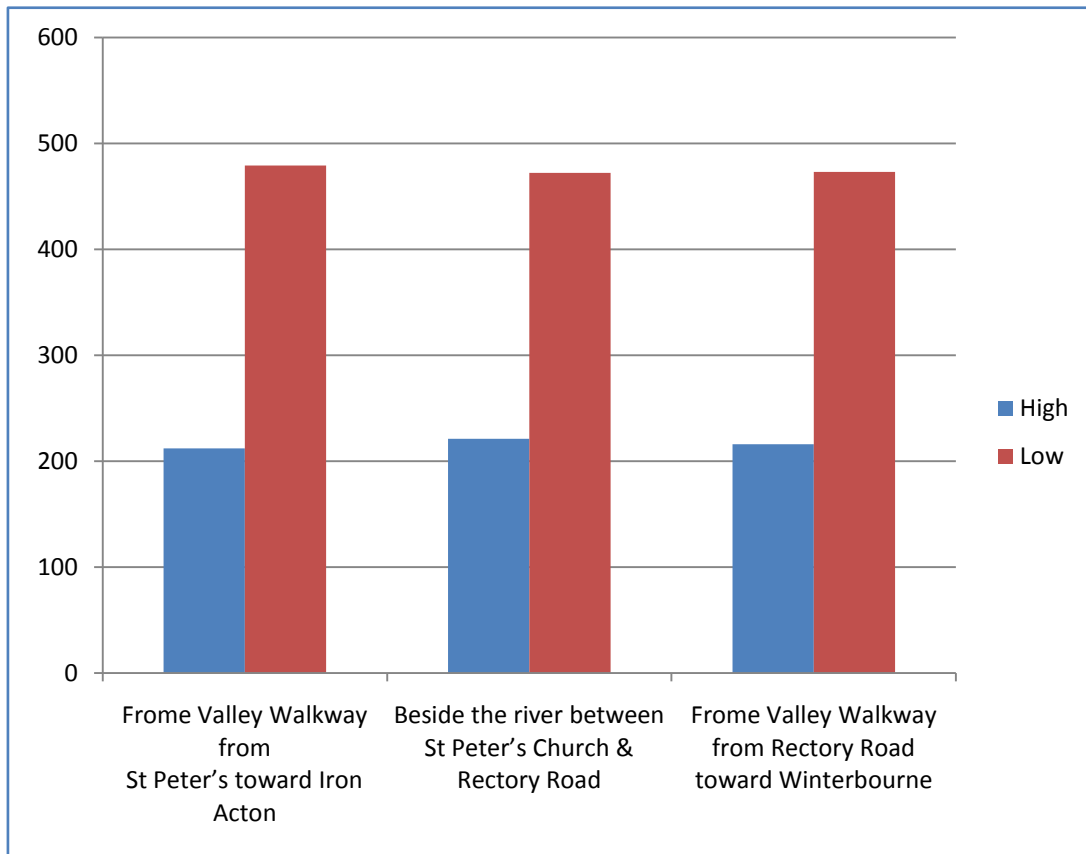


Question 44 asked respondents to rate the need for pedestrian crossings in various locations and for parking restrictions in Court Road near to the surgery. 45% of respondents rated a pedestrian crossing on Badminton Road near to the junction with Church Road as “High” compared to 35% rating it as “Low”. The other suggested improvements, ie pedestrian crossing on Bristol Road near to the junction with Church Road, pedestrian crossing on Park Lane near to the junction with Rectory Road and parking restrictions on Court Road near to the surgery, all showed similar results with approximately 35% rating them as high and approximately 42% rating them as low.

Comments also indicated concern about road crossing at various points along Church Road, eg near to bus stops and at the junction with Frampton End Road.

The possibility of parking restrictions on Court Road polarised opinions. Some comments suggest that parked cars can be an inconvenience for local residents and that parked cars often caused an obstruction for buses. However many people felt that there was little alternative as the car park at the Frome Valley Medical Centre was often full so any restrictions in Court Road would only lead to people parking in other streets nearby. It might be investigated whether a layby would be possible in place of some of the grass opposite where the cars park in the road.

Question 45. How do you rate your/your family’s need for hard surfaced river walkways suited to buggies or wheelchairs?

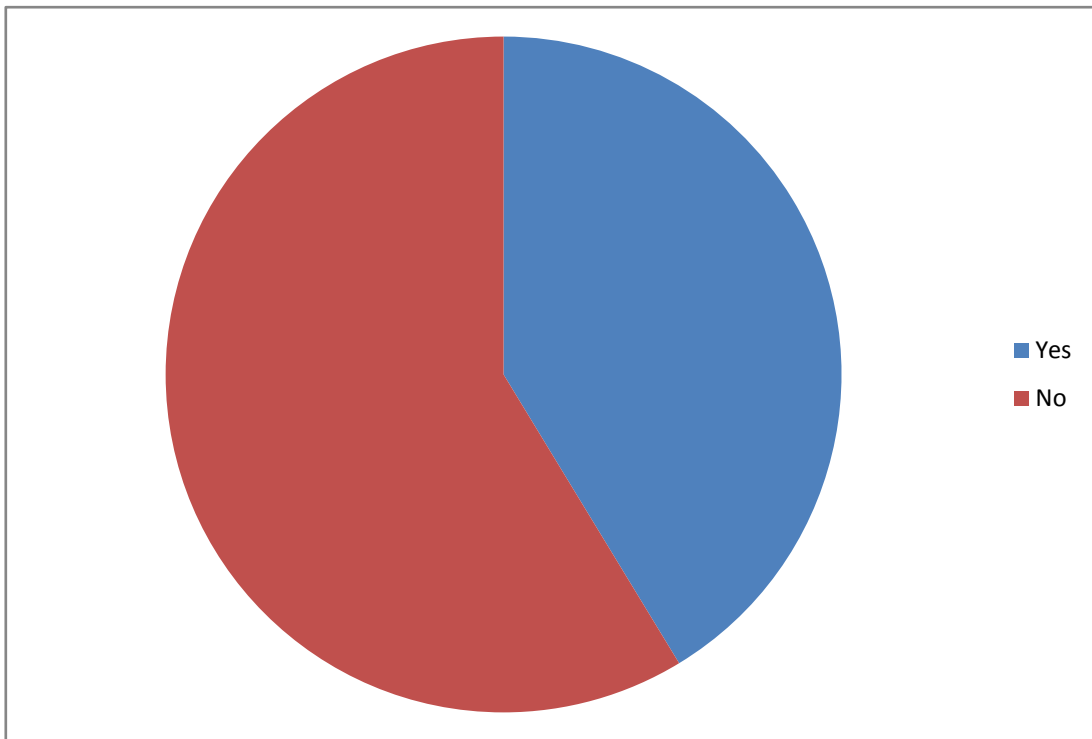


Question 45 asked respondents to rate the need for hard surface walkways suitable for buggies or wheelchairs at various stretches of the Frome Valley Walkway. Results were broadly similar for each stretch with approximately 23% rating the need as “High” and 51% rating it as “Low”.

A number of respondents felt that hard surfaced walkways would spoil the natural environment although a few respondents felt that improvements were necessary as the path becomes impassable at times and also felt that stiles should be replaced by kissing gates.

The comments about the impassable spots should be made known to the Parish Council for considering an action to improve this part of paths eg. large stepping stones or gravel.

**Question 46. Are you satisfied with the provision and access to local
bridleways? (Question for horse riders)**

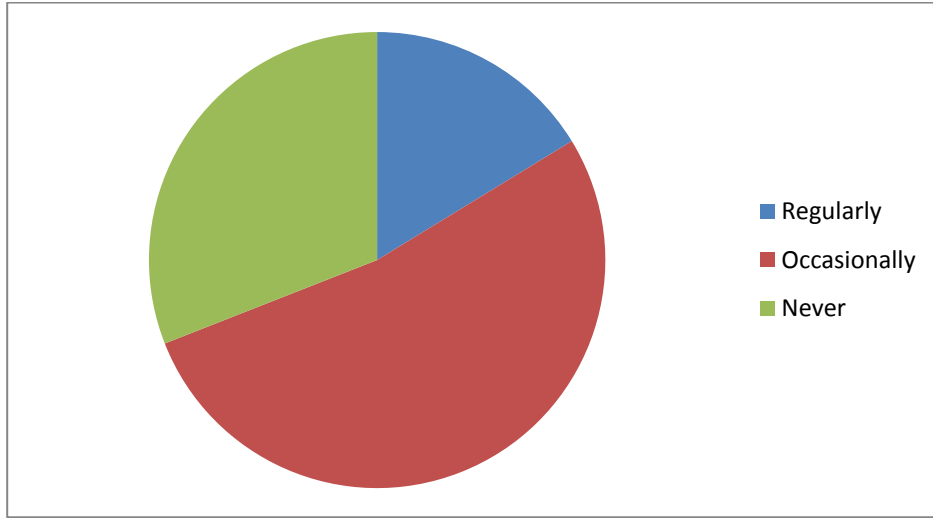


Of 46 responses 41% were satisfied and 59% were not. As a subsidiary question respondents were asked to identify improvements which could be made. Respondents felt that local landowners should be approached to allow more access to fields and a specific suggestion was made for a bridle path from Mill Lane to Cog Mill.

On the negative side some people felt that horses should be banned altogether from using roads in the village and others felt that horse riders should be responsible for clearing horse dung from the roads.

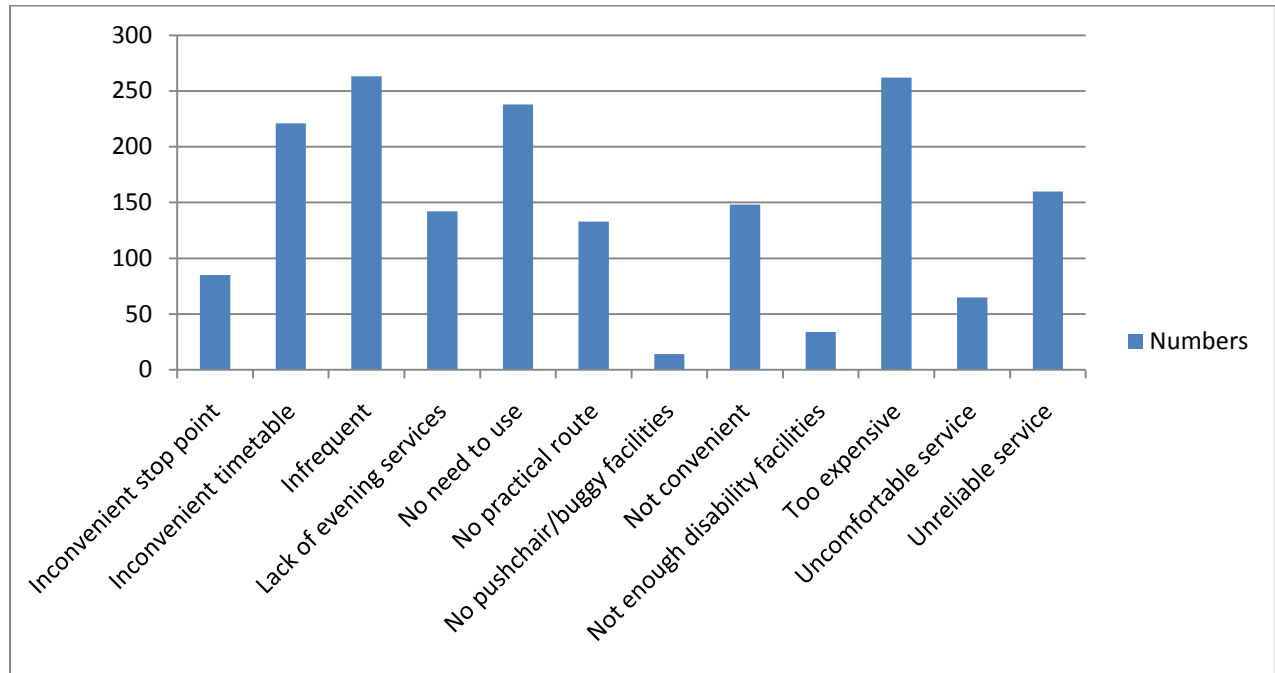
Since the questionnaire and requests from Village Action, a bridleway off Perrinpit Rd has been cleared. In discussions with local horse owners, it was stated that the likelihood of landowners giving up land is an ideal and costly suggestion. Frampton Cotterell and Coalpit Heath have a network of bridleways but the Bristol Road does pose a dangerous area between bridleways.

Question 47. Do you/your family use public bus transport?



50% of respondents use the public bus service occasionally, 29.5% use it occasionally and 15.5% use it regularly. For the analysis of reasons for not using the service regularly, see the following question.

Question 48. If you don't use public bus services often, do any of the following reasons apply?



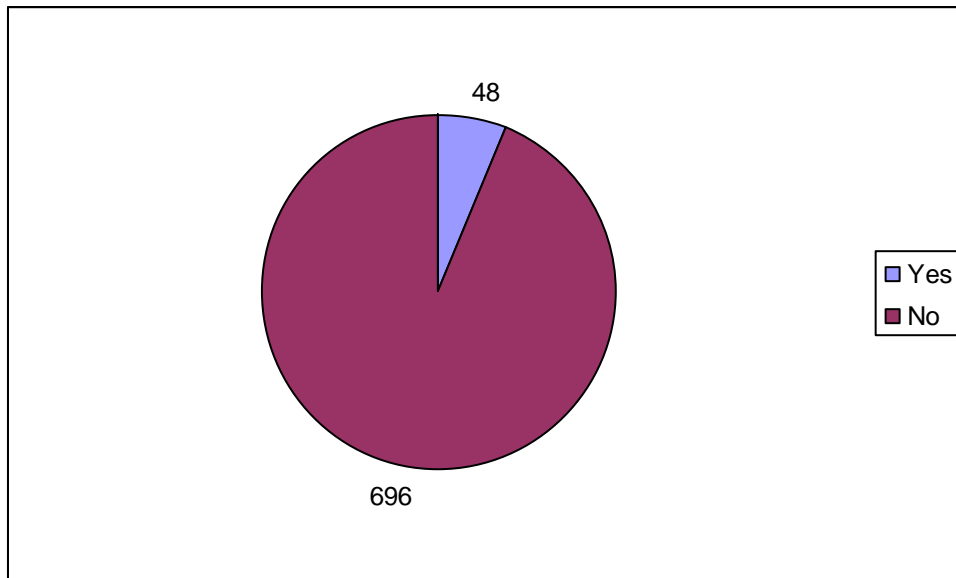
Of those people who do not use the service regularly, the main reasons given were:

- the service is infrequent (263)
- the service is too expensive (262)
- no need to use the service (238)
- the timetable is inconvenient (221)

Unreliability, lack of practical routes, lack of an evening service and inconvenience were also stated as major reasons for not using the service. Some respondents cited lack of pushchair/buggy facilities and lack of disability facilities as reasons.

A successful public transport system needs to be reasonably priced, reliable and convenient. At the moment, residents feel that the local bus service does not meet any of these criteria. Until the service is improved people will not be tempted to leave their cars at home. Although rising fuel prices, increased car park charges and the imposition of a congestion charge in city centres may force some people away from their cars, the bus system would need to be improved to meet any increased demand.

Question 49. Do you need or use Community Transport?



A minority of 48 households use or have a need for the Community Transport service.

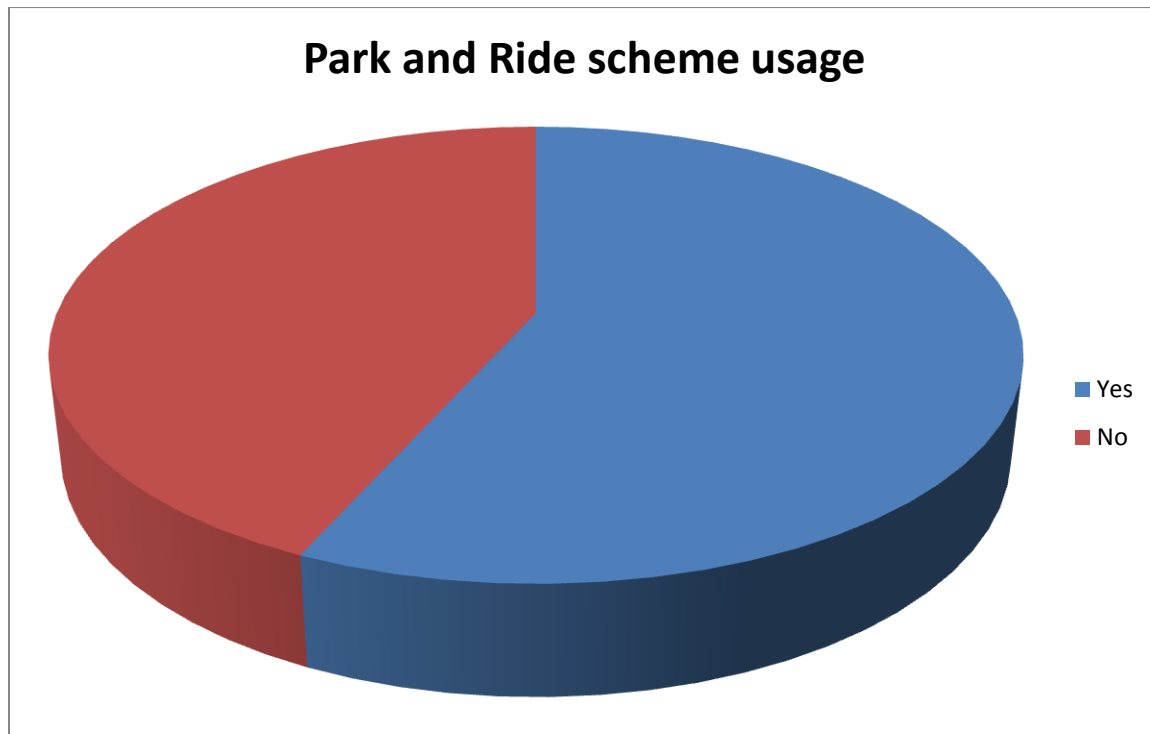
Two respondents commented that more drivers are needed. Some residents were either unaware of the service and/or how it operated. A majority of 697 households did not use or need it.

Some comments may/may not be confused with the ordinary bus services: such as “unreliable return” “better return” “just more frequency” “more availability” “unable to walk sufficiently when leaving bus.”

Although most residents do not need this transport, it is obvious that better publicity and an explanation of how to use this special service is required so that residents are aware and have the relevant information. Since the survey, Village Action website and newsletter have done this and this should be continued. Other publications such as Winterbourne & FC Matters and the Parish Newsletter should also be encouraged to publicise this service. Leaflets should be replenished in libraries and places like Brockeridge Centre and surgeries.

There has been some increase in understanding, hiring and use of Community Transport by groups since some publicity by Village Action.

Q50. Would you /your family make use of a “Park & Ride” scheme?



444 respondents stated that they would use a Park and Ride scheme compared to 339 who would not.

As a follow up, people were asked where they thought a park and ride should be located.

Responses were varied with most people favouring locations along the ring road, primarily:

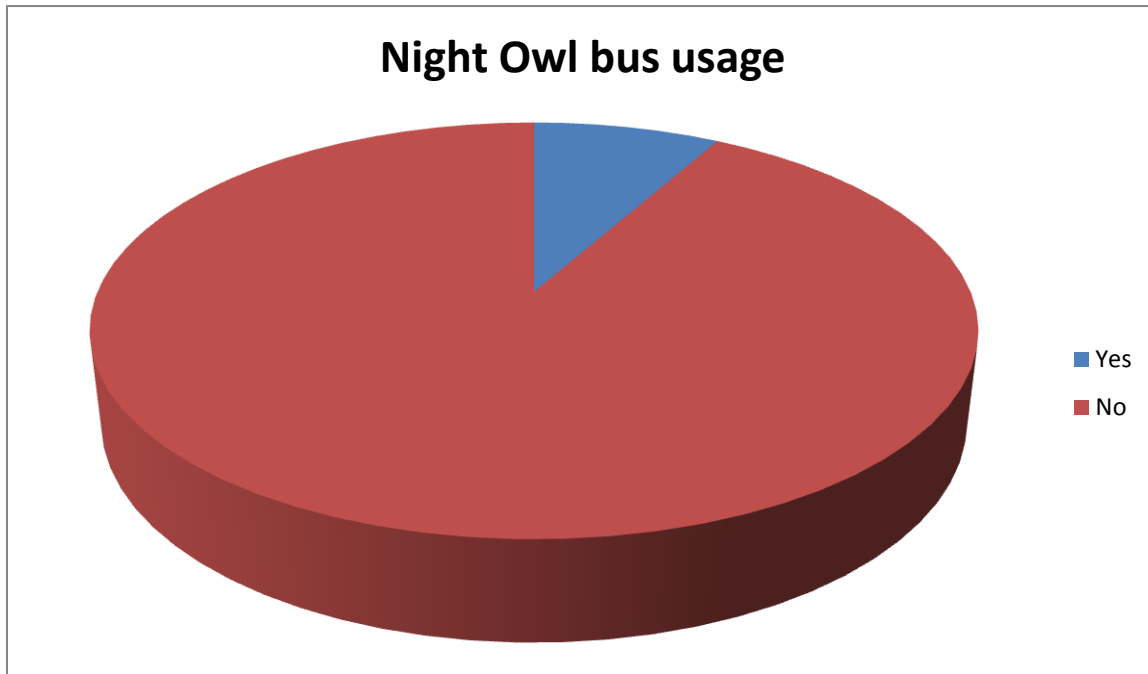
- along Badminton Road around Kendleshire /Wick Wick roundabout
- Emerson’s Green
- UWE
- Hambrook/Frenchay/M32 junction

Yate station/Nibley was another favoured location while a number of people stated Yate without being specific about a precise location. Some people also suggested that smaller existing car parks, eg Brockridge Centre/Crossbow House, could be better used.

Nearly 50% of respondents stated that they would use a Park and Ride system if it were provided. There was a variety of responses about where it might be located, though near to the ring road was a popular choice amongst respondents.

The new Park and Ride scheme at Stoke Gifford near to Parkway station is now operational – although it does charge for parking (which true/original ‘Park & Ride’ sites do not) and it remains to be seen whether this will meet the needs of local residents and whether it has a significant effect on reducing congestion.

Question 51. Do you/your family use the Night Owl bus?

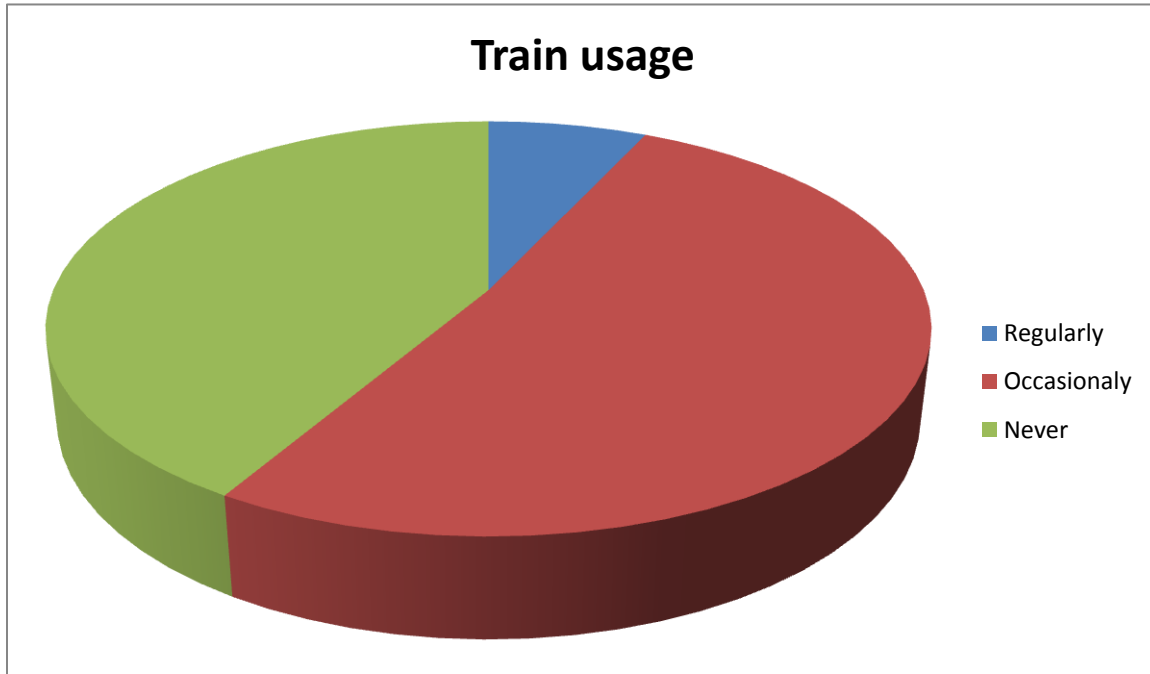


68 respondents stated that they or their family used the Night Owl bus compared to 768 who did not.

As a follow up, people were asked whether any of a given set of reasons applied. In the event none of the reasons attracted a response but 7 respondents admitted to not knowing about this bus with 1 asking for more information.

More publicity for this service would be beneficial.

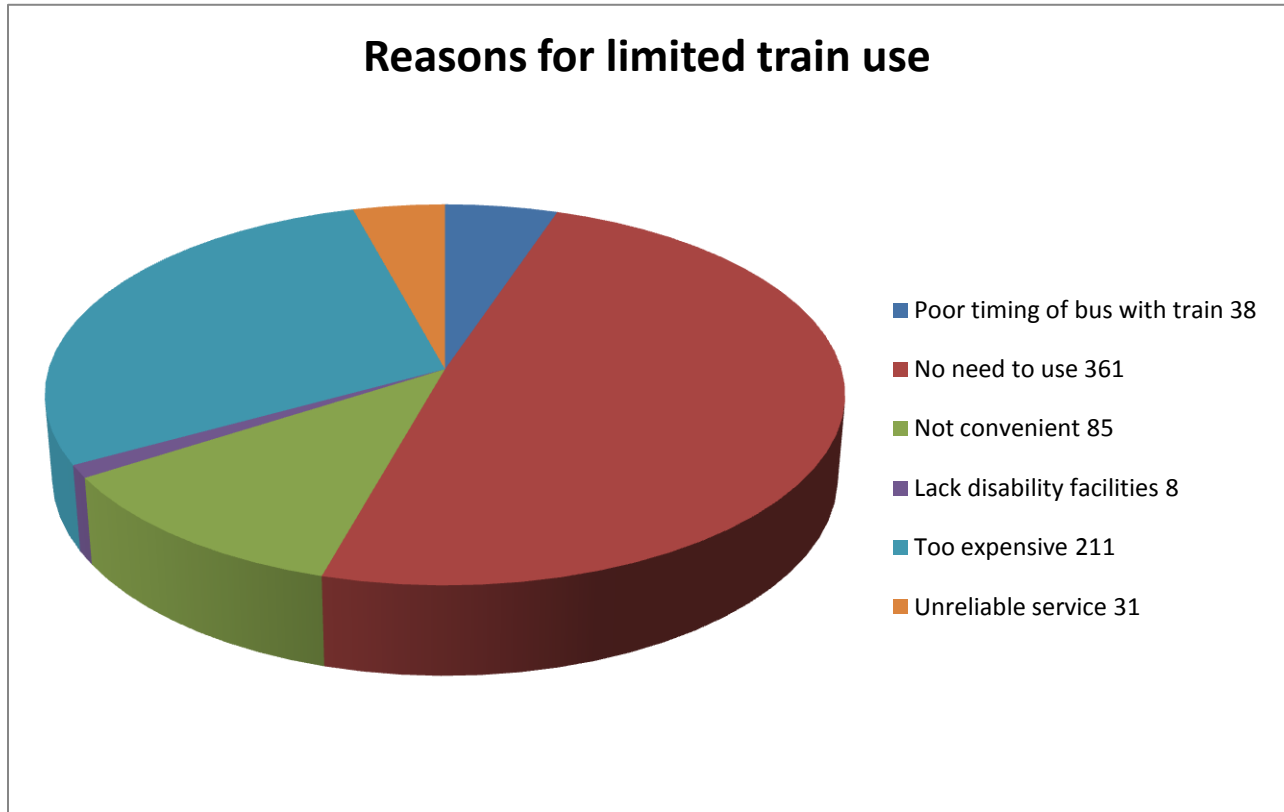
Question 52. Do you/your family use trains from Yate or Parkway?



Of the respondents 60 were regular users/commuters, 446 occasional users and 359 never use the train.

The following question analyses reasons for infrequent use of the train service.

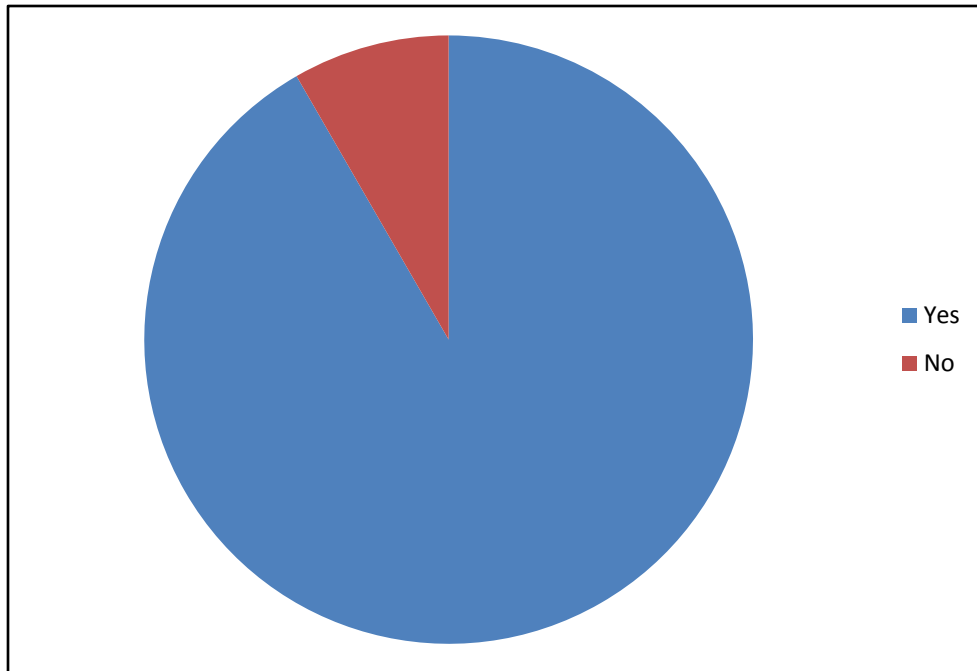
Question 53. If you do not use train services often, do any of the following reasons apply?



Several supporting comments were made concerning the cost and availability of parking at Parkway and the new park and ride may resolve these issues. The other comment concerned the lack of a bus connection to Parkway from Yate.

The findings from the above Questions on Transport will be given to the relevant agencies, who should note that the cost of parking at Parkway adds to an already expensive rail journey and that this deters many who might otherwise use the service in favour of road congestion.

Question 54. Do you consider our local Health Care facilities to be adequate?

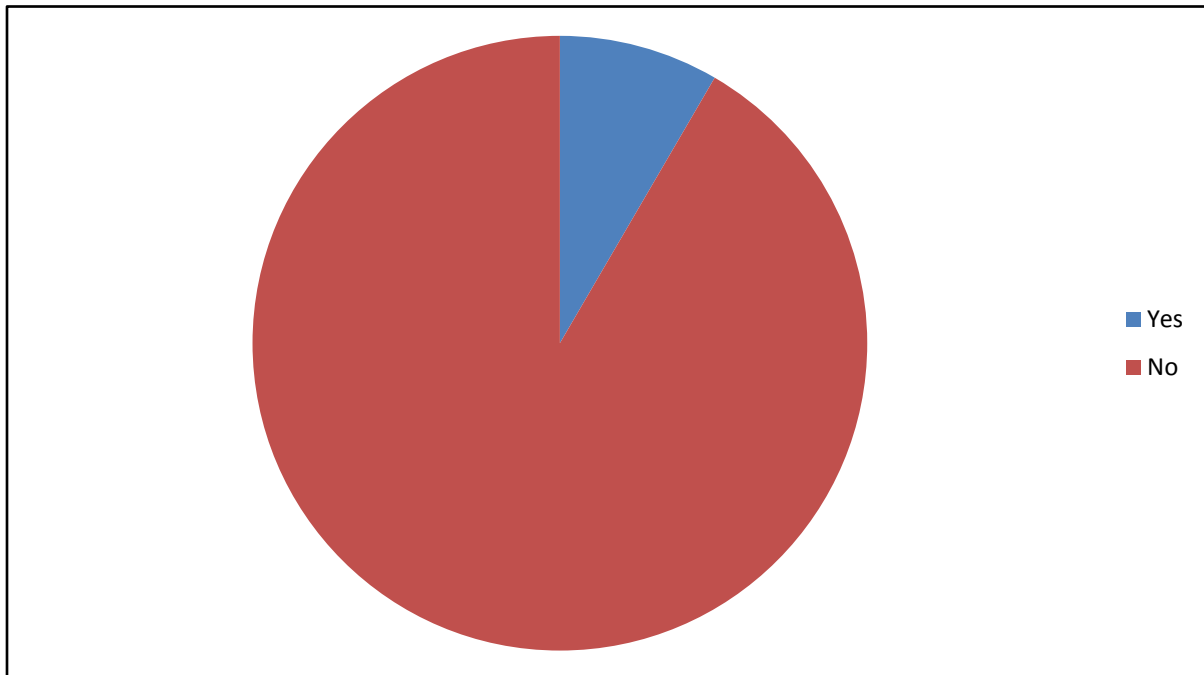


The vast majority, 79%, of respondents felt that local health care facilities were adequate and only 7% felt they were not. The remaining 14% did not express an opinion.

Comments reflect that some people fear that the closure of services at Frenchay hospital would result in deterioration of services. A few people also stated that getting suitable appointments at the Frome Valley Medical Centre was difficult at times.

This information will be passed to the appropriate agencies.

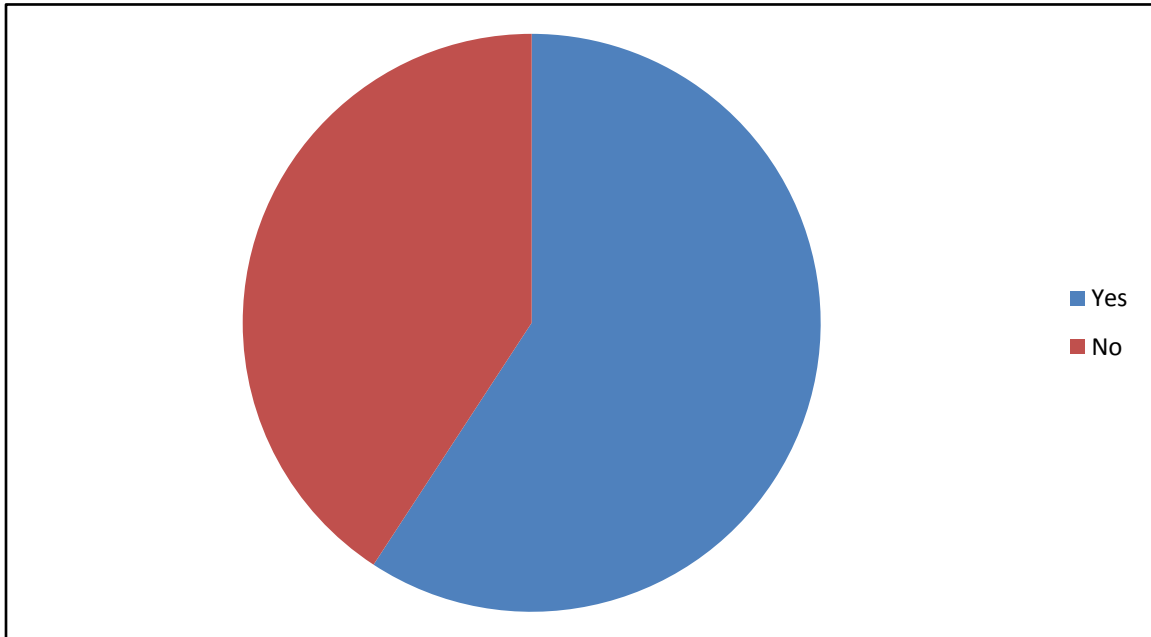
Question 55. If a large number of new houses are built here, do you consider our local Health Care facilities will be adequate for future needs?



The vast majority, 82%, of respondents felt that local health care facilities would not be adequate and only 8% felt they would be. The remaining 12% did not express an opinion.

Responses to this and the previous question suggest a concern that existing health care facilities are stretched both because of the difficulty in getting appointments at local surgeries and because of the proposed closure of services at Frenchay hospital. The new housing development in Frampton Cotterell will only put more pressure on the facilities unless these are improved to cope with the increased number of households. Residents should be made aware that a minor injury unit exists at Yate and Emerson Green as this may allay (at least) some of the obvious concern.

Question 56. Would you support blood donor sessions if they became available in the village?



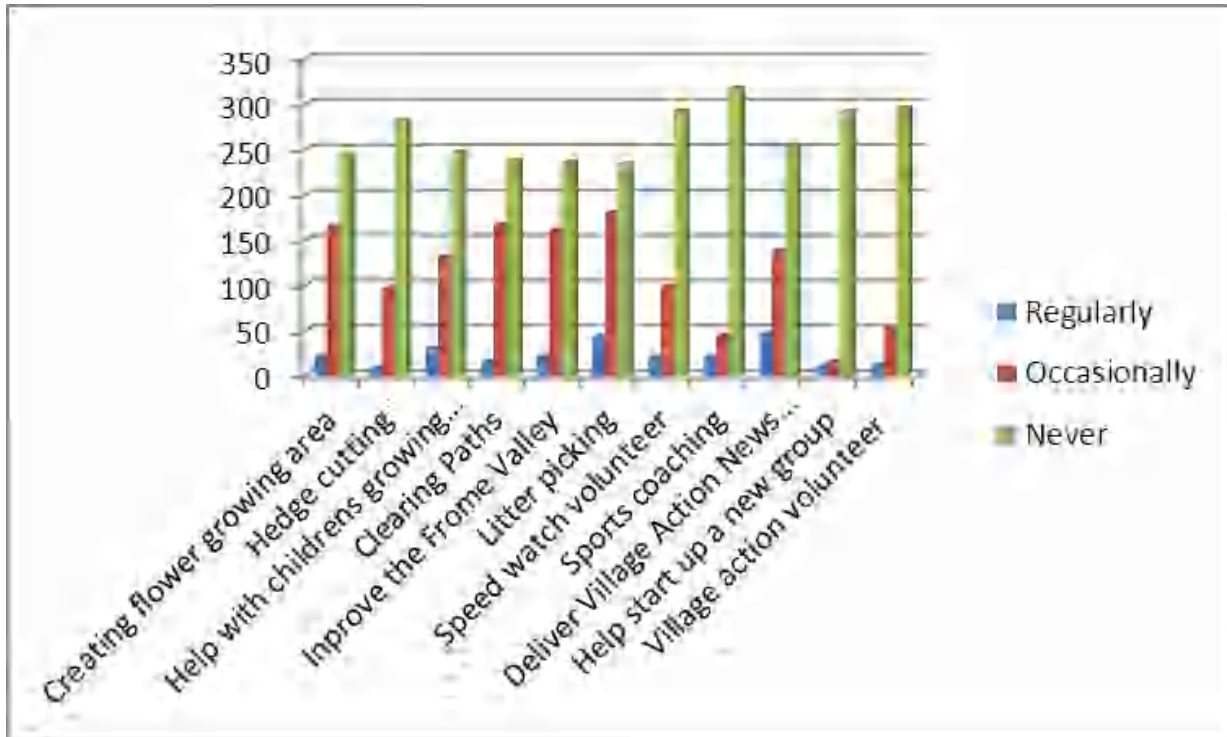
A majority, 49%, of respondents were in favour compared to 33% who were not with 18% not expressing an opinion.

A number of respondents who did not support the idea of blood donor sessions stated that they were unable to give blood for age or health reasons. Taking these into account reduces those opposing the idea to 28%.

A few people also noted that blood donor sessions were already held in Winterbourne.

These results should be passed to the NHS Blood and Transport authorities for consideration.

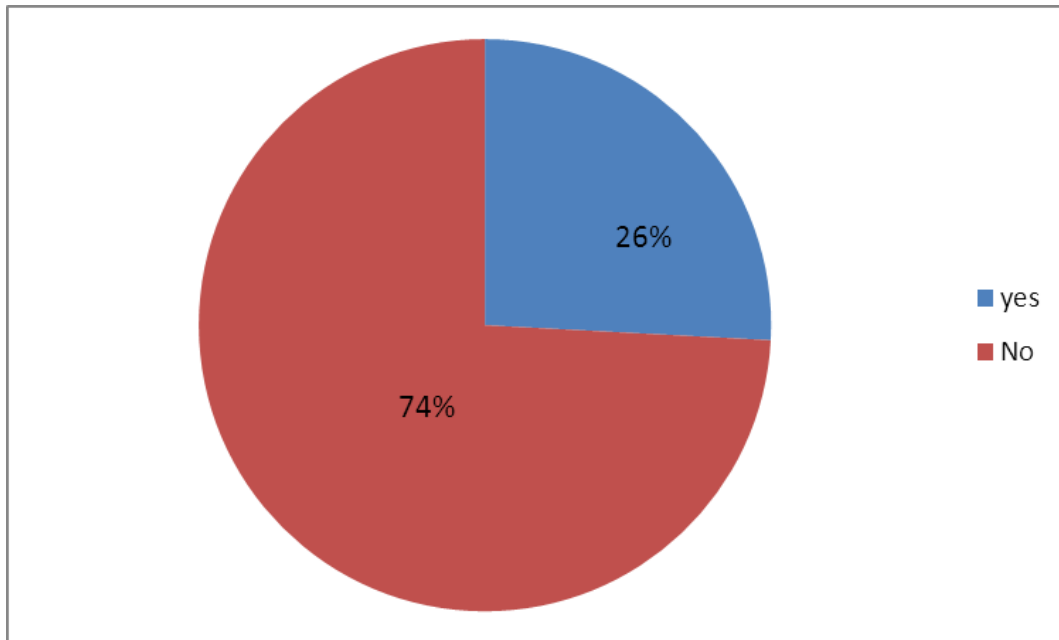
Question 57. Would you be willing to improve your village by helping with:



Most people who were prepared to help felt able to offer occasional help, mostly for litter picking, clearing paths, creating flower-growing areas (all with 18-19% of respondents willing) and improving the Frome Valley.

Volunteers will be encouraged to participate in future projects, which should be widely publicised.

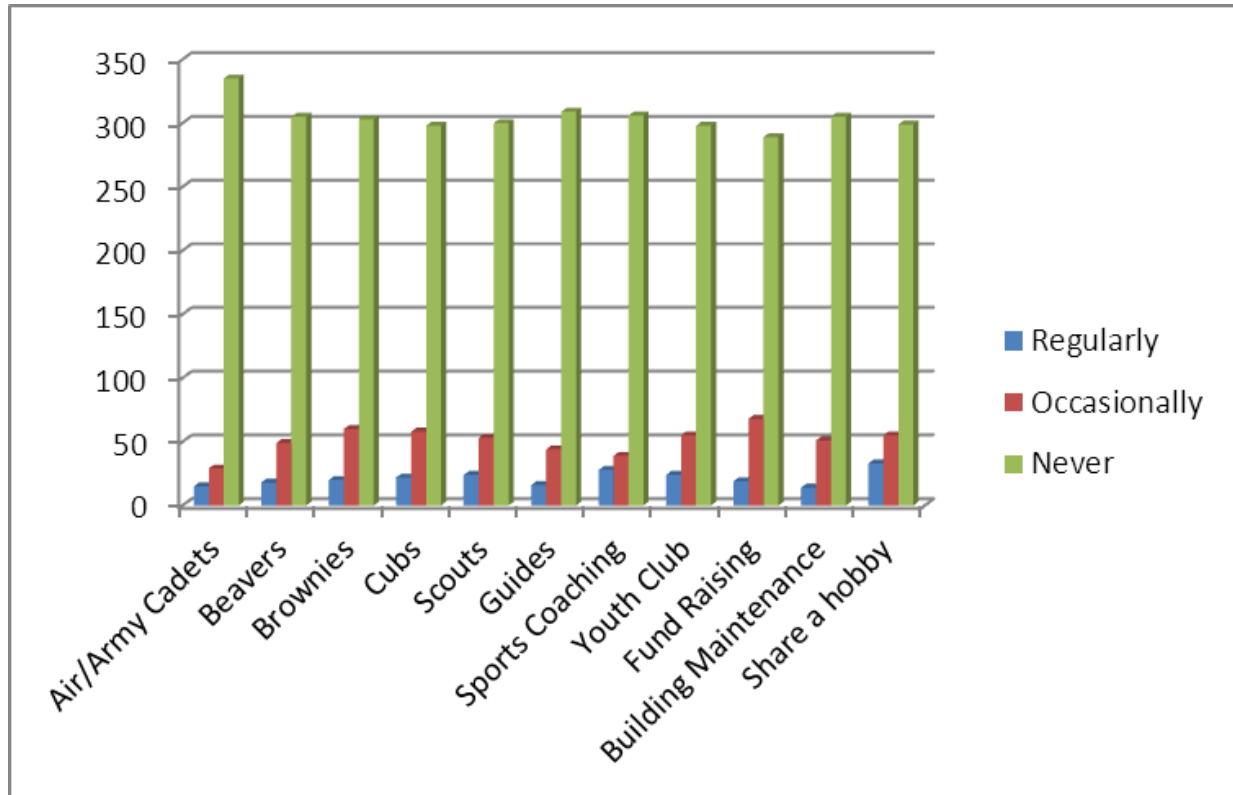
Question 58. Would you be interested in a scheme for swapping skills?



The 26% who answered yes to this question were already helping different groups by passing on skills. Of those showing no interest, a lack of time and/or family commitments were the reasons offered.

It may be worth pursuing this at some point to help those who might be interested. The possibility of a skills-swap board at somewhere like the Brockeridge Centre or other local Halls has been mooted.

Question 59. Would you be willing to encourage youngsters to become integrated into the village by supporting local youth organisations or helping with an activity?



Most of the respondents who ticked the 'Regularly' box, were already involved with some form of activity; others in that section would help if they had more time. The 'Occasionally' inputs can be analysed as respondents who will probably have more time in the future due to present work commitments, childcare and looking after the elderly. There are also some respondents willing to give financial help. Most of the respondents in the 'Never' category either had been involved in the past or considered themselves now too old.

In addition, 10 respondents stated that they were regular helpers but did not state the activity. Also 23 respondents said they occasionally helped but did not state the activity.

The Scout troop that needs more adult helpers has been notified of those respondents who said they were willing to help, though it is unclear how many new helpers are included.

Question 60. How can you/your family or your group/organisation, help to improve the village?

Answers to this were diverse. Some were new suggestion or offers and others were things that respondents do already. Some suggested actions that everyone or other people should do.

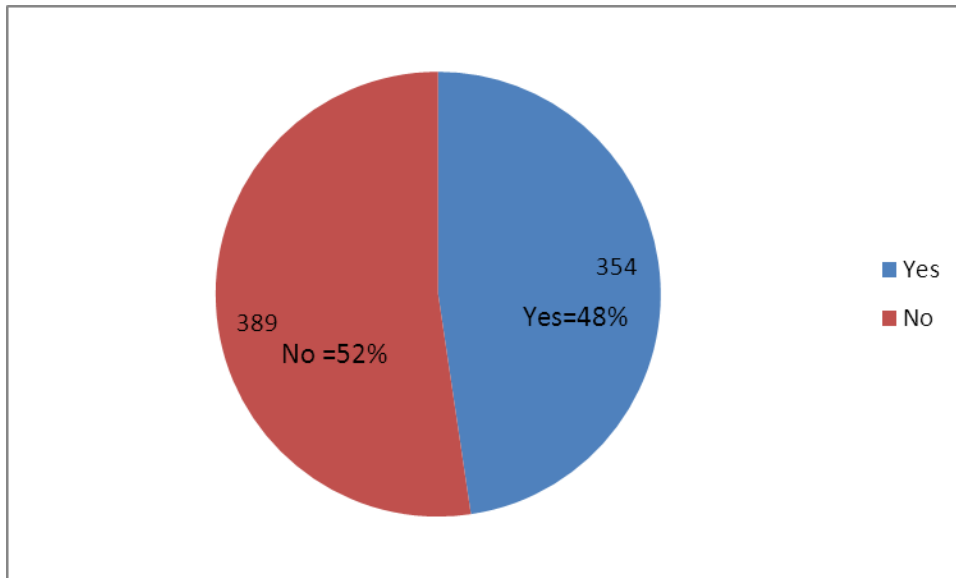
The most mentioned was helping elderly or disabled with shopping or giving lifts to group meetings.

Others included:-

Administration for Village Action
Any event to unite neighbours
Art
Being a good neighbour
Computer skills help
Help disabled
Help Youth
Help anyone that needs it
Input data for Questionnaire
Keep own garden and property tidy
Life coaching
Odd jobs in village as part of 'Men for Mission'
Photography
Rent out garden as an allotment
Sponsor children

This reflects the sense of community and respondents' willingness to help neighbours and the village in general. The answers should also be viewed in connection with Q58 – Q59.

Question 61. Would you like information about grants toward renewable energy schemes eg. solar power, wind turbine.



This question was almost equally split with 48% of respondents requesting information and 52% not wanting any further information on this topic.

The additional comments can be summarised as follows:

- some respondents already had information regarding grants.
- some who were interested in solar energy questioned how much it would cost and others said it was too expensive.
- some were in rented accommodation and therefore not interested.

In view of the high demand for information and the more recent introduction of a favourable Feed-In-Tariff scheme, residents should be made aware of the benefits of this solar energy project. The Village Action website and the Newsletter are two methods by which further information can be disseminated.

Conclusions and Recommendations

The general feeling from the residents of Frampton Cotterell and Coalpit Heath was that whilst the village was not such a bad place to live there are some issues that, if properly addressed, could turn it into a great place.

An action plan has been formulated (see Appendix 1) which contains all of the recommendations arising from the adult questionnaire and identifies those actions that need to be taken and the responsible authority.

The following summary takes a broader view and groups the specific actions under a series of topic headings from which specific objectives will be generated.

a) General

People find it easy to identify a lot of good things about life in the village, from its rural/village environment to its neighbours/friends; services; location and community spirit. It is much loved by its residents and they are clearly very keen to protect the good things and take action to deal with those things they find not so good.

b) Availability of information

People value information about activities in the village and the organisations that provide them. They would welcome information through a variety of media – from conventional print to email and websites. This needs to be worked at on a continuous basis.

a) Shops and services

People like having local shops and services and use them regularly for their convenience if they know about them and can access them. More can be done to improve accessibility – especially for people who have restricted access to transport and/or mobility difficulties. Promotion and publicity is needed to maintain awareness of what is available.

b) Environment

People put a very great value on the environment, and support – overwhelmingly – all steps taken to protect the good things about the village and resist threats. They value the rural environment; access to walks; the Frome Valley Walkway; parks and other green areas. They have great suggestions for improvements and enhancements – orchards; better green spaces; wildlife areas etc. They are dismayed by the things that threaten the environment – litter; dog mess; noise; vandalism; graffiti; traffic; encroachment by development.

c) Housing

People are overwhelmingly opposed to growth – especially mass housing developments. They also oppose insensitive infill development. Additional housing represents the main perceived

threat to all of those things that have attracted people to the village and kept them here.

d) Highways and Byways

Road safety is of great concern to many people in the village. Insensitive parking in narrow roads creates safety risks for other users of roads and pavements and damages the environment. Poor surfaces and limited safe places to cross roads are concerns for pedestrians. Speeding vehicles and volume of traffic are significant concerns. Local lanes are valued as an amenity – people want them protected from inappropriate speeding traffic and litter.

e) Transport

People seek a reasonably priced, reliable and convenient range of transport options. At the moment, residents feel that the local bus service does not meet any of these criteria. Until the service is improved people will not be tempted to leave their cars at home. Although rising fuel prices, increased car park charges and the imposition of a congestion charge in city centres may force some people away from their cars, the bus system would need to be improved to meet any increased demand.

f) Health and care

Existing health care facilities are considered by people in the village to be adequate, but there are fears for the future. Growth in the size of the village is expected to cause services to be stretched both because of the difficulty in getting appointments at local surgeries and because of the proposed closure of services at Frenchay hospital. Residents should be made aware that a minor injury unit exists at Yate and Emerson Green as this may allay (at least) some of the obvious concern.